

031301-04-0000

The New York State School District Report Card
for
Deposit Central School District

An Overview of Academic Performance



February 2001



The University of the State of New York
The State Education Department

March 16, 2001

THE UNIVERSITY OF THE STATE OF NEW YORK
Regents of The University

| | |
|---|---------------|
| CARL T. HAYDEN, <i>Chancellor</i> , A.B., J.D. | Elmira |
| DIANE O'NEILL MCGIVERN, <i>Vice Chancellor</i> , B.S.N., M.A., Ph.D. | Staten Island |
| ADELAIDE L. SANFORD, B.A., M.A., P.D. | Hollis |
| SAUL B. COHEN, B.A., M.A., Ph.D..... | New Rochelle |
| JAMES C. DAWSON, A.A., B.A., M.S., Ph.D. | Peru |
| ROBERT M. BENNETT, B.A., M.S. | Tonawanda |
| ROBERT M. JOHNSON, B.S., J.D. | Lloyd Harbor |
| ANTHONY S. BOTTAR, B.A., J.D. | Syracuse |
| MERRYL H. TISCH, B.A., M.A. | New York |
| ENA L. FARLEY, B.A., M.A., Ph.D. | Brockport |
| GERALDINE D. CHAPEY, B.A., M.A., Ed.D. | Belle Harbor |
| RICARDO E. OQUENDO, B.A., J.D. | Bronx |
| ARNOLD B. GARDNER, B.A., LL.B. | Buffalo |
| CHARLOTTE K. FRANK, B.B.A., M.S.Ed., Ph.D. | New York |
| HARRY PHILLIPS, 3 rd , B.A., M.S.F.S. | Hartsdale |

President of The University and Commissioner of Education

RICHARD P. MILLS

Chief Operating Officer

RICHARD H. CATE

Deputy Commissioner for Elementary, Middle, Secondary and Continuing Education

JAMES A. KADAMUS

Coordinator, Facilities, Management and Information Services

CHARLES SZUBERLA

Coordinator, Information, Reporting and Technology Services

MARTHA P. MUSSER

The State Education Department does not discriminate on the basis of age, color, religion, creed, disability, marital status, veteran status, national origin, race, gender, genetic predisposition or carrier status, or sexual orientation in its educational programs, services and activities. Portions of this publication can be made available in a variety of formats, including braille, large print or audio tape, upon request. Inquiries concerning this policy of nondiscrimination should be directed to the Department's Office for Diversity, Ethics, and Access, Room 152, Education Building, Albany, NY 12234.

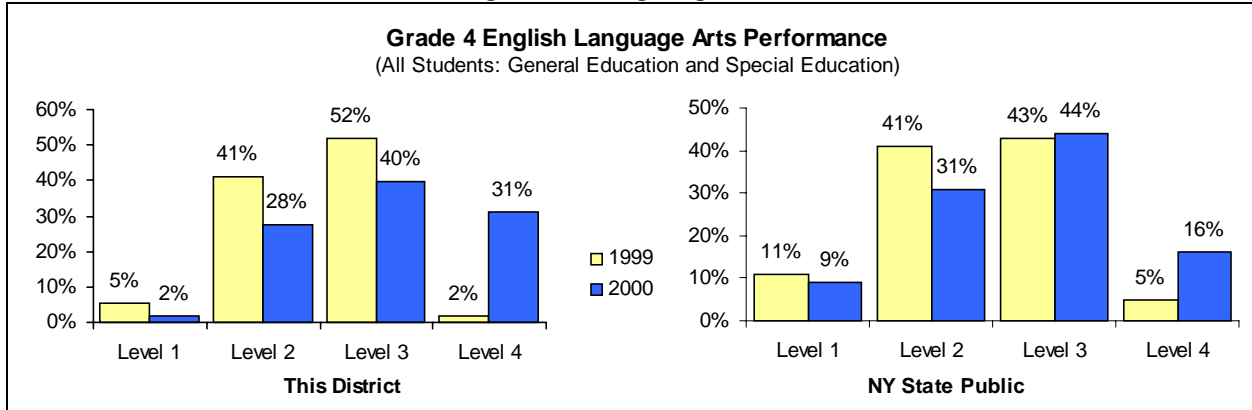
Please address all correspondence about this report that is not related to data corrections to:

***School Report Card Coordinator
Information, Reporting, and Technology Services Team
Room 863 Education Building Annex
New York State Education Department
Albany, NY 12234***

e-mail: RPTCARD@mail.nysed.gov

Grade 4

English Language Arts



| Performance for This District | | Counts of Students | | | | | | | | Mean Score |
|-------------------------------|---------------------|--------------------|------------------|---------------------|----------|-----------|-----------|-----------|-----------|------------|
| | | Not Tested | | | Tested | | | | | |
| | | IEP ¹ | ELL ² | Absent ³ | Level 1 | Level 2 | Level 3 | Level 4 | Total | |
| Jan 1999 | General Education | | 0 | 0 | 1 | 20 | 27 | 1 | 49 | 650 |
| | Special Education | 0 | 0 | 0 | 2 | 3 | 2 | 0 | 7 | 625 |
| | All Students | 0 | 0 | 0 | 3 | 23 | 29 | 1 | 56 | 647 |
| Feb 2000 | General Education | | 0 | 0 | 1 | 11 | 22 | 18 | 52 | 673 |
| | Special Education | 1 | 0 | 0 | 0 | 5 | 1 | 0 | 6 | 641 |
| | All Students | 1 | 0 | 0 | 1 | 16 | 23 | 18 | 58 | 670 |

Grade 4 English Language Arts Levels - Listening, Reading, and Writing Standards

| | |
|-----------------------------|---|
| Level 4 (692-800) | These students exceed the standards and are moving toward high performance on the Regents examination. They show superior knowledge and skill for each standard for elementary students and are proficient at some intermediate-level skills in listening, reading and writing. Students show thorough understanding of written and oral text. Students' writing is well organized with minor errors that do not interfere with readability. |
| Level 3 (645-691) | These students meet the standards and, with continued steady growth, should pass the Regents examination. They show knowledge and skill for each standard for elementary students and show some intermediate-level skills in listening, reading and writing. Students show understanding of written and oral text. Students' writing is generally focused and organized with minor errors that do not interfere with readability. |
| Level 2 (603-644) | These students need extra help to meet the standards and pass the Regents examination. They show some knowledge and skill for each standard for elementary students, but none of the intermediate-level skills in listening, reading and writing. Students show partial understanding of written and oral text. Students' writing has some focus and basic organization and uses simple sentences and vocabulary. Errors sometimes interfere with readability. |
| Level 1 (455-602) | These students have serious academic deficiencies. They show no evidence of any proficiency in one or more of the elementary standards and incomplete proficiency in all three of the standards. Students show minimal understanding of written and oral text. Students' writing is brief, general, or uses repetitive statements, and reveals difficulty in organizing thoughts. Errors interfere with readability. |

Performance of English Language Learners (ELL)

ELL are students for whom English is a second language. Schools teach these students English so they can participate effectively in the academic program. ELL students without sufficient proficiency in English are not required to take the grade 4 ELA test. Their progress in learning English is measured, using standardized tests, and reported.

| Grade 4 | English Proficiency Below Effective Participation Level | Making Appropriate Progress |
|---------------|---|-----------------------------|
| February 2000 | 0 | 0 |

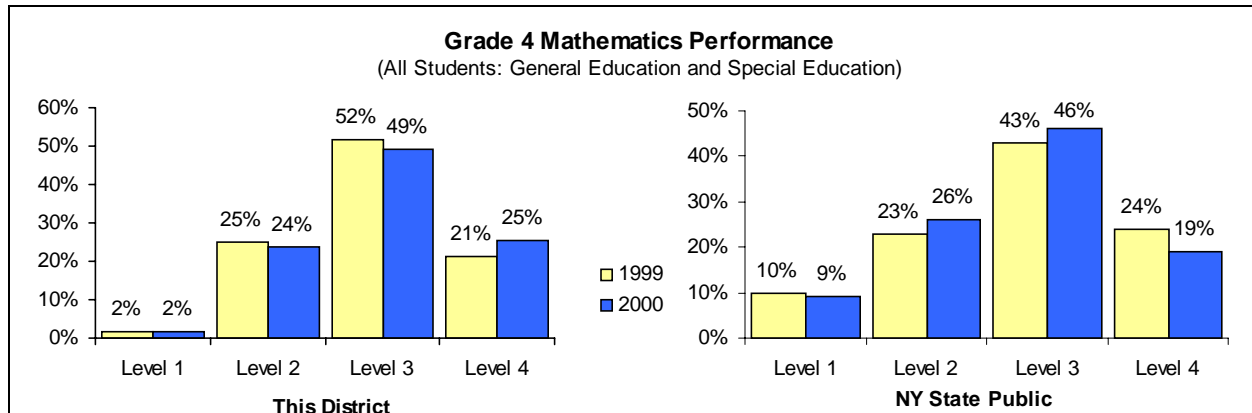
1 These students were exempt from this test because of disability as stated in their Individualized Educational Program (IEP).

2 These students were not required to take the grade 4 ELA test because they were English Language Learners (ELL) who performed below the 30th percentile on another appropriate English reading assessment.

3 These students were enrolled at the time of testing, but were not present to complete some part of the ELA assessment.

To protect student confidentiality, the pound character (#) appears when fewer than five students in a group were tested. If fewer than five were tested in one subgroup, then counts appear only in the "All Students" category.

Grade 4 Mathematics



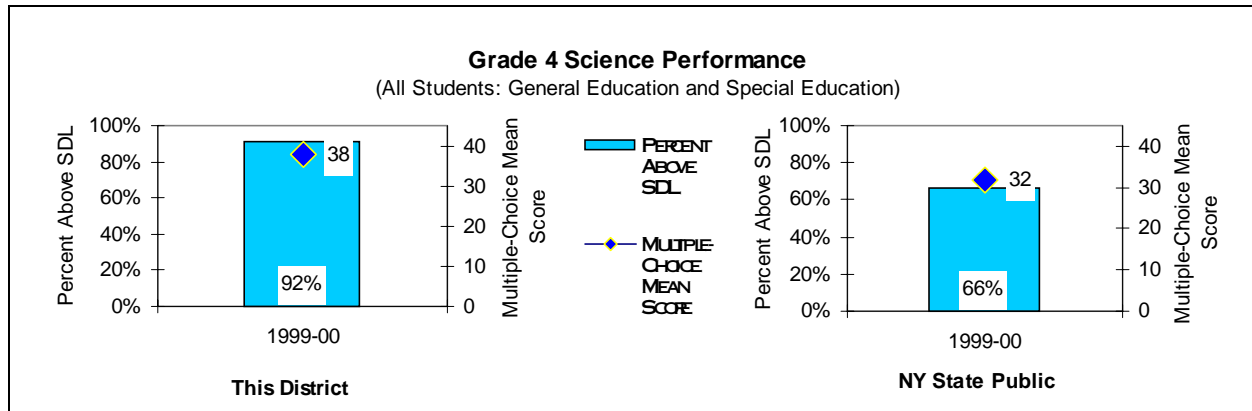
| Performance for This District | | Counts of Students | | | | | | | Mean Score | |
|-------------------------------|---------------------|--------------------|------------------|---------------------|----------|-----------|-----------|-----------|------------|------------|
| | | Not Tested | | | Tested | | | | | |
| | | IEP ¹ | ELL ² | Absent ³ | Level 1 | Level 2 | Level 3 | Level 4 | | Total |
| June 1999 | General Education | | 0 | 0 | 0 | 10 | 26 | 12 | 48 | 659 |
| | Special Education | 0 | 0 | 0 | 1 | 4 | 3 | 0 | 8 | 620 |
| | All Students | 0 | 0 | 0 | 1 | 14 | 29 | 12 | 56 | 653 |
| May 2000 | General Education | | 0 | 0 | 0 | 9 | 29 | 15 | 53 | 664 |
| | Special Education | 1 | 0 | 0 | 1 | 5 | 0 | 0 | 6 | 615 |
| | All Students | 1 | 0 | 0 | 1 | 14 | 29 | 15 | 59 | 659 |

Grade 4 Mathematics Levels - Knowledge, Reasoning, and Problem Solving Standards

| | |
|-----------------------------|--|
| Level 4 (678-810) | These students exceed the standards and are moving toward high performance on the Regents examination. They show superior knowledge and skill for each key idea for elementary students and proficient knowledge and skills for some key ideas for intermediate students. They work with decimals and use percentages; measure length, area, and volume; and apply concepts of probability. They analyze situations, explain reasoning, and draw conclusions. |
| Level 3 (637-677) | These students meet the standards and, with continued steady growth, should pass the Regents examination. They show knowledge and skill for each key idea for elementary students and some knowledge and skills for each key idea for intermediate students. They have a basic understanding of real world data, use appropriate units of measure and understand fundamentals of geometry. They can justify a reasonable solution. |
| Level 2 (602-636) | These students need extra help to meet the standards and pass the Regents examination. They show some knowledge and skill for each key idea for elementary students but no knowledge and skills for the key ideas for intermediate students. They use basic mathematics facts, work with whole numbers and identify units of measurement. They can use manipulatives to solve for an unknown. |
| Level 1 (448-601) | These students have serious academic deficiencies. They show no evidence of proficiency in one or more of the elementary key ideas and incomplete proficiency in all seven key ideas. They know some basic addition and subtraction, how to count to find answers and understand that some events are more likely than others. |

- 1 These students were exempt from this test because of disability as stated in their Individualized Educational Program (IEP).
 - 2 These students were not required to take this test because they were English language learners (ELL) who perform below the 30th percentile on an appropriate English reading assessment and there was no test form available in their native language. Other ELL students must take this test, but may take an alternative language form if such is available.
 - 3 These students were enrolled at the time of testing, but were not present to complete some part of this mathematics assessment.
- # To protect student confidentiality, the pound character (#) appears when fewer than five students in a group were tested. If fewer than five were tested in one subgroup, then counts appear only in the "All Students" category.

Grade 4 Science



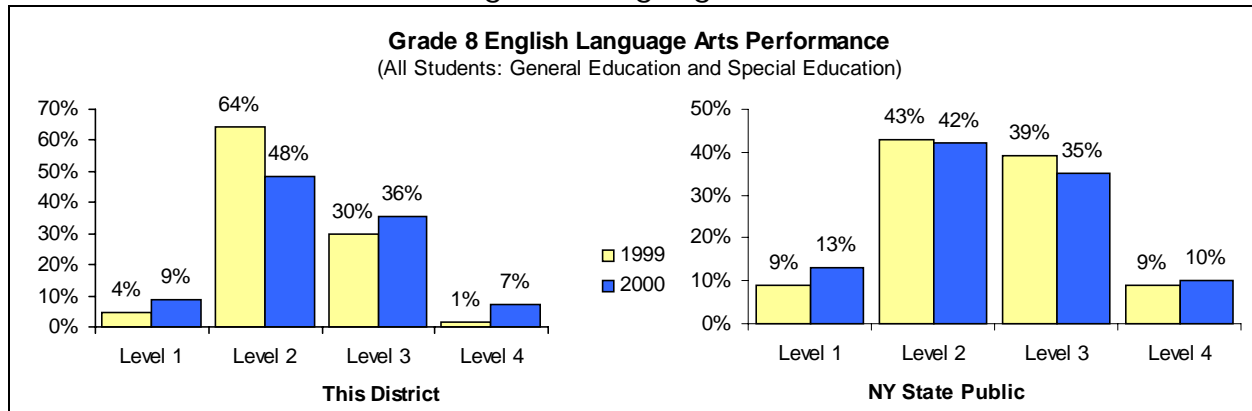
| Performance for This District | | Counts of Students | | | | | School Mean Scores | | |
|-------------------------------|---------------------|--------------------|------------------|---------------------|--------------------------------|-----------|-----------------------|--------------|-------------|
| | | Not Tested | | | Multiple-Choice Test Component | | Performance Component | Mult.-Choice | Performance |
| | | IEP ¹ | ELL ² | Absent ³ | Tested | Above SDL | | | |
| May 2000 | General Education | | 0 | 0 | 53 | 51 | 53 | 39 | 36 |
| | Special Education | 1 | 0 | 0 | 6 | 3 | 6 | 30 | 32 |
| | All Students | 1 | 0 | 0 | 59 | 54 | 59 | 38 | 35 |

| Grade 4 Science - Knowledge, Reasoning, and Problem Solving Standards | |
|---|---|
| Multiple-Choice Test Component | This component is 45 multiple-choice questions based upon the New York State <i>Elementary Science Syllabus</i> and referenced to the New York State <i>Learning Standards for Mathematics, Science and Technology</i> (Elementary Level). Of the 45 questions, 17 reference Physical Setting; 17 reference Living Environment; 8 reference Scientific Inquiry; and 3 reference Mathematics. |
| State Designated Level (SDL) | Students who correctly answer fewer than 30 of the 45 questions of the Multiple-Choice Test Component must receive academic intervention services (AIS) in the following term of instruction. |
| Hands-On Performance Component | This component involves performance of hands-on tasks at 5 stations. The stations are named <i>Liquids</i> , <i>Grouping Objects</i> , <i>Ball and Ramp Game</i> , <i>Magnetic and Electrical Testing</i> , and <i>Unknown Object</i> . All tested students work at the <i>Ball and Ramp Game</i> . Approximately half the students work on <i>Liquids</i> and <i>Grouping Objects</i> and the other half work on <i>Magnetic and Electrical Testing</i> and <i>Unknown Object</i> . Schools use a statistically randomized procedure to assign students to these stations. |
| School Mean Scores | For the multiple-choice test component, this is the average number of correct answers for students tested. If all tested students answered all questions correctly, this score would be 45. For the performance component, the mean scores for the stations are added together to arrive at the school mean score. If all tested students received perfect scores, this score would be 49. |

- 1 These students were exempt from this test because of disability as stated in their Individualized Educational Program (IEP).
- 2 These students were not required to take this test because they were English language learners (ELL) who perform below the 30th percentile on an appropriate English reading assessment and there was no test form available in their native language. Other ELL students must take this test, but may take an alternative language form if such is available.
- 3 These students were enrolled at the time of testing, but did not complete any part of this science assessment.
- # To protect student confidentiality, the pound character (#) appears when fewer than five students in a group were tested. If fewer than five were tested in one subgroup, then counts appear only in the "All Students" category.

Grade 8

English Language Arts



| Performance for This District | | Counts of Students | | | | | | | Mean Score | |
|-------------------------------|---------------------|--------------------|------------------|---------------------|----------|-----------|-----------|----------|------------|------------|
| | | Not Tested | | | Tested | | | | | |
| | | IEP ¹ | ELL ² | Absent ³ | Level 1 | Level 2 | Level 3 | Level 4 | | Total |
| June 1999 | General Education | | 0 | 1 | 1 | 35 | 20 | 1 | 57 | 696 |
| | Special Education | 0 | 0 | 0 | 2 | 8 | 0 | 0 | 10 | 677 |
| | All Students | 0 | 0 | 1 | 3 | 43 | 20 | 1 | 67 | 693 |
| May 2000 | General Education | | 0 | 1 | 0 | 25 | 20 | 4 | 49 | 703 |
| | Special Education | 1 | 0 | 0 | 5 | 2 | 0 | 0 | 7 | 650 |
| | All Students | 1 | 0 | 1 | 5 | 27 | 20 | 4 | 56 | 696 |

Grade 8 English Language Arts Levels - Listening, Reading, and Writing Standards

| | |
|-----------------------------|---|
| Level 4 (739-830) | These students exceed the standards and are moving toward high performance on the Regents examination. They show superior knowledge and skill for each standard for intermediate students and are proficient at some commencement-level skills in listening, reading and writing. Students show thorough understanding of intermediate-level written and oral text. Students' writing is consistently well organized, insightful, and thoroughly developed, with sophisticated and effective language and few or no errors in spelling, grammar, or punctuation. |
| Level 3 (701-738) | These students meet the standards and, with continued steady growth, should pass the Regents examination. They show knowledge and skill for each standard for intermediate students and some commencement-level skills in listening, reading and writing. Students show general understanding of intermediate level written and oral text. Students' writing is generally organized and developed, with minor errors that do not interfere with readability. |
| Level 2 (662-700) | These students need extra help to meet the standards and pass the Regents examination. They show some knowledge and skill for each standard for intermediate students. Students show partial understanding of intermediate-level written and oral text. Students' writing has some focus and basic organization and uses simple sentences and vocabulary. Errors sometimes interfere with comprehension. |
| Level 1 (527-661) | These students have serious academic deficiencies. They show no evidence of proficiency in one or more of the standards for intermediate students and incomplete proficiency in all three of the standards. Students show minimal understanding of intermediate-level written and oral text. Students' writing is brief, general, or uses repetitive statements, and reveals difficulty in organizing thoughts. Errors interfere with both readability and comprehension. |

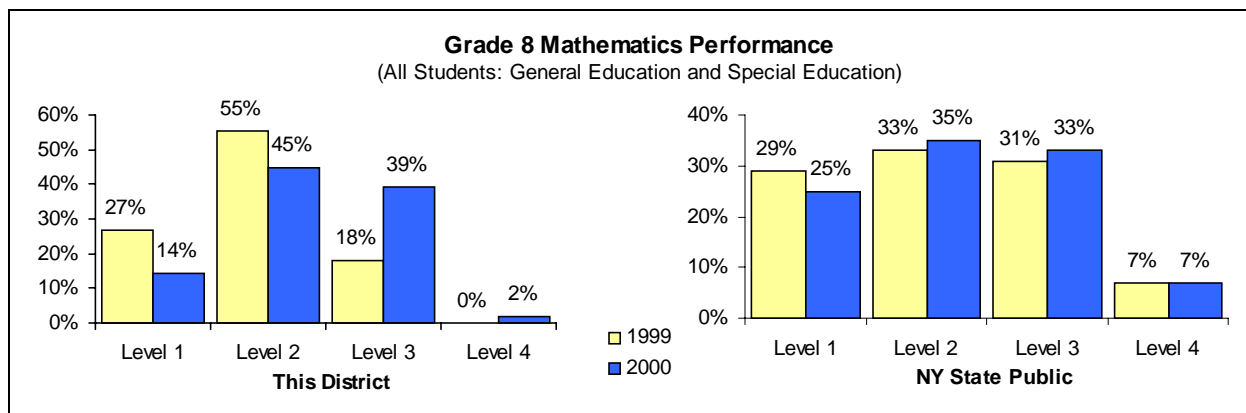
Performance of English Language Learners (ELL)

ELL are students for whom English is a second language. Schools teach these students English so they can participate effectively in the academic program. ELL students without sufficient proficiency in English are not required to take the grade 8 ELA test. Their progress in learning English is measured, using standardized tests, and reported.

| Grade 8 | English Proficiency Below Effective Participation Level | Making Appropriate Progress |
|-----------|---|-----------------------------|
| June 2000 | 0 | 0 |

- 1 These students were exempt from this test because of disability as stated in their Individualized Educational Program (IEP).
 - 2 These students were not required to take the grade 8 ELA test because they were English Language Learners (ELL) who performed below the 30th percentile on another appropriate English reading assessment.
 - 3 These students were enrolled at the time of testing, but were not present to complete some part of the ELA assessment.
- # To protect student confidentiality, the pound character (#) appears when fewer than five students in a group were tested. If fewer than five were tested in one subgroup, then counts appear only in the "All Students" category.

Grade 8 Mathematics



| Performance for This District | | Counts of Students | | | | | | | | Mean Score |
|-------------------------------|---------------------|--------------------|------------------|---------------------|-----------|-----------|-----------|----------|-----------|------------|
| | | Not Tested | | | Tested | | | | | |
| | | IEP ¹ | ELL ² | Absent ³ | Level 1 | Level 2 | Level 3 | Level 4 | Total | |
| June 1999 | General Education | | 0 | 1 | 10 | 35 | 12 | 0 | 57 | 702 |
| | Special Education | 0 | 0 | 0 | 8 | 2 | 0 | 0 | 10 | 655 |
| | All Students | 0 | 0 | 1 | 18 | 37 | 12 | 0 | 67 | 695 |
| May 2000 | General Education | | 0 | 1 | 3 | 23 | 22 | 1 | 49 | 714 |
| | Special Education | 1 | 0 | 0 | 5 | 2 | 0 | 0 | 7 | 667 |
| | All Students | 1 | 0 | 1 | 8 | 25 | 22 | 1 | 56 | 709 |

Grade 8 Mathematics Levels - Knowledge, Reasoning, and Problem Solving Standards

| | |
|-----------------------------|---|
| Level 4 (760-882) | These students exceed the standards and are moving toward high performance on the Regents examination. They show superior knowledge and skill for each key idea for intermediate students and are proficient at some commencement-level skills. They consistently demonstrate proficiency and accuracy in processes and solutions. They clearly communicate mathematical insights, use a wide range of mathematical problem solving strategies, and identify the most efficient means to a solution. |
| Level 3 (716-759) | These students meet the standards and, with continued steady growth, should pass the Regents examination. They show knowledge and skill for each key idea for intermediate students and some commencement-level skills. They use prime numbers, factors, rational numbers; apply formulas; visualize three dimensional shapes; understand and use the Pythagorean theorem and trigonometric functions. |
| Level 2 (681-715) | These students need extra help to meet the standards and pass the Regents examination. They show some knowledge and skill for each key idea for intermediate students. They use basic reasoning, understand percentages, visualize two-dimensional shapes, understand properties of polygons and use patterns. |
| Level 1 (517-680) | These students have serious academic deficiencies. They show no evidence of proficiency in one or more of the key ideas for intermediate students and incomplete proficiency in all seven key ideas. They can use variables and make and use simple measurements. They may use simple operations and understand simple graphical displays. They can identify some patterns and functions. |

1 These students were exempt from this test because of disability as stated in their Individualized Educational Program (IEP).

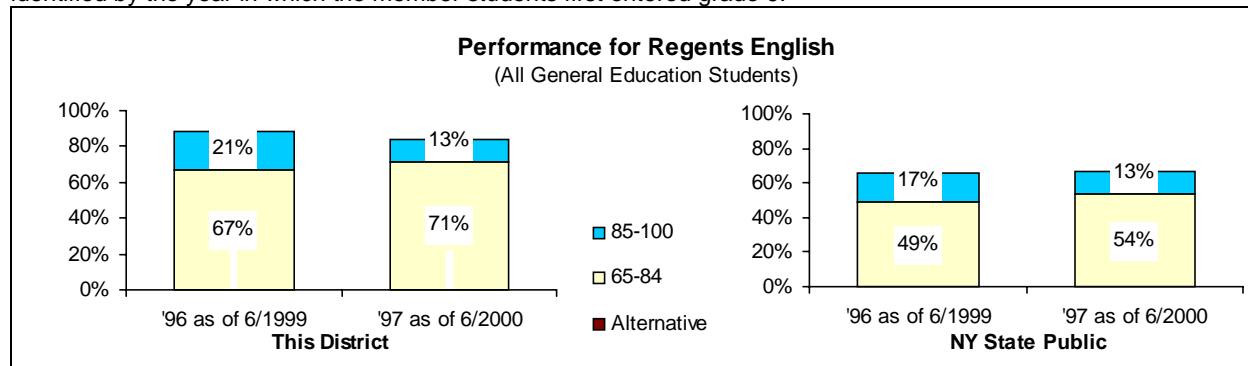
2 These students are not required to take this test because they are English language learners (ELL) who perform below the 30th percentile on an appropriate English reading assessment and there is no test form available in their native language. Other ELL students must take this test, but may take an alternative language form if such is available.

3 These students were enrolled at the time of testing, but were not present to complete some part of the mathematics assessment.

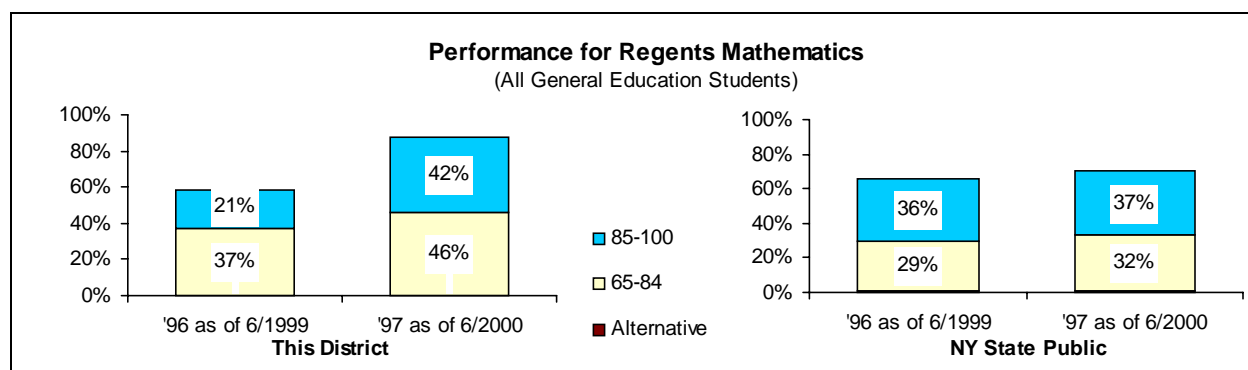
To protect student confidentiality, the pound character (#) appears when fewer than five students in a group were tested. If fewer than five were tested in one subgroup, then counts appear only in the "All Students" category.

Cohort Performance

This section presents the success of students in this school district on Regents examinations after three years of high school. The first block presents information about success on the Regents examination in comprehensive English. The second block presents information about success on any Regents examination in mathematics. A cohort¹ is identified by the year in which the member students first entered grade 9.



| Counts of Students | | Cohort ¹ Membership | Highest Score ² From 55 To 64 | Highest Score ² From 65 To 84 | Highest Score ² From 85 To 100 | Credit For An Approved Alternative Assessment |
|--------------------------|--------------------------|--------------------------------|--|--|---|---|
| 1996 Cohort ¹ | General Education | 57 | 6 | 38 | 12 | 0 |
| | Special Education | 3 | # | # | # | # |
| | All Students | 60 | # | # | # | # |
| 1997 Cohort ¹ | General Education | 52 | 3 | 37 | 7 | 0 |
| | Special Education | 3 | # | # | # | # |
| | All Students | 55 | # | # | # | # |



| Counts of Students | | Cohort ¹ Membership | Highest Score ² From 55 To 64 | Highest Score ² From 65 To 84 | Highest Score ² From 85 To 100 | Credit For An Approved Alternative Assessment |
|--------------------------|--------------------------|--------------------------------|--|--|---|---|
| 1996 Cohort ¹ | General Education | 57 | 0 | 21 | 12 | 0 |
| | Special Education | 3 | # | # | # | # |
| | All Students | 60 | # | # | # | # |
| 1997 Cohort ¹ | General Education | 52 | 3 | 24 | 22 | 0 |
| | Special Education | 3 | # | # | # | # |
| | All Students | 55 | # | # | # | # |

¹ The cohort is defined in Section 100.2 (p) (8) (iii) of Commissioner's Regulations as of July 2000.

² Only the highest score of each student is counted, regardless of how many times the student may have taken the examination.

To protect student confidentiality, the pound character (#) appears when there are fewer than five students in a group. If fewer than five special-education students were reported, then counts appear only in the "General Education" category.

School District Profile

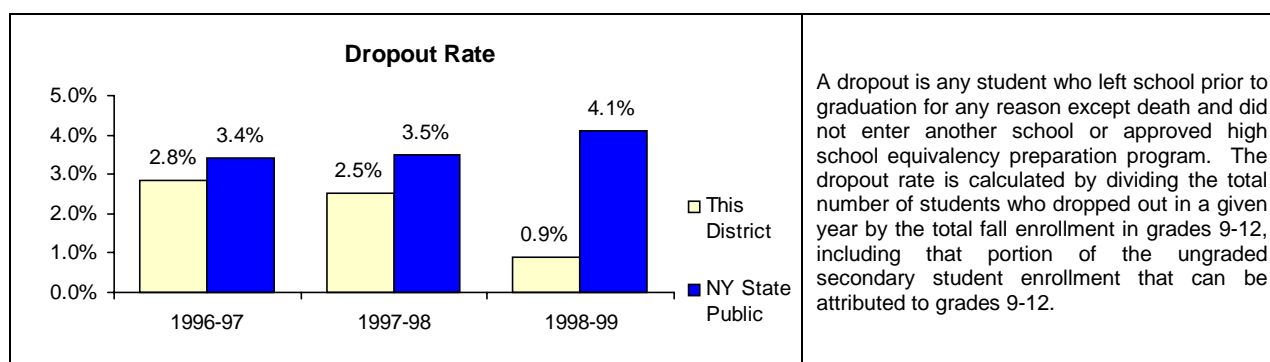
| | | | | |
|--|--------------------|--|------------------------------|----------------------------|
| Superintendent: Mr. William C. Congdon | | Phone: (607)467-5380 | | |
| Organization 1999-2000 | | School Staff ¹ (both full- and part-time) | | |
| Grade Range | Student Enrollment | Count of Teachers | Count of Other Professionals | Count of Paraprofessionals |
| K-12 | 737 | 68 | 7 | 18 |

| | |
|---|----------|
| 1998-99 School District-wide Total Expenditure per Pupil | \$11,672 |
|---|----------|

| Student Enrollment | | | |
|--------------------|--------------|---------------------------------------|--------------|
| Grade Level | October 1999 | Grade Level | October 1999 |
| Pre-Kindergarten | 0 | Grade 7 | 71 |
| Kindergarten | 36 | Grade 8 | 53 |
| Grade 1 | 64 | Grade 9 | 69 |
| Grade 2 | 43 | Grade 10 | 45 |
| Grade 3 | 53 | Grade 11 | 53 |
| Grade 4 | 58 | Grade 12 | 62 |
| Grade 5 | 57 | Ungraded Elementary with Disabilities | 13 |
| Grade 6 | 60 | Ungraded Secondary with Disabilities | 0 |

| Student Demographics | 1997-98 | | 1998-99 | | 1999-2000 | |
|---------------------------|---------|---------|---------|---------|-----------|---------|
| | Count | Percent | Count | Percent | Count | Percent |
| English Language Learners | 0 | 0.0% | 6 | 0.8% | 3 | 0.4% |
| Eligible For Free Lunch | 212 | 29.4% | 183 | 25.8% | 173 | 24.7% |

| | |
|--|--|
| Need-to-Resource-Capacity Index Group | This school district is in Need-to-Resource-Capacity Group 4. This district is a rural district with high needs relative to local resource capacity. |
|--|--|



¹ Some district-employed staff serve in more than one school. These shared people are not reported here.