


520601-08-0000

# The New York State School District Report Card for Edinburg Common School District

*An Overview of Academic Performance*



February 2001



The University of the State of New York  
**The State Education Department**

March 18, 2001

# THE UNIVERSITY OF THE STATE OF NEW YORK

## Regents of The University

CARL T. HAYDEN, <i>Chancellor</i> , A.B., J.D. ....	Elmira
DIANE O'NEILL MCGIVERN, <i>Vice Chancellor</i> , B.S.N., M.A., Ph.D. ....	Staten Island
ADELAIDE L. SANFORD, B.A., M.A., P.D. ....	Hollis
SAUL B. COHEN, B.A., M.A., Ph.D. ....	New Rochelle
JAMES C. DAWSON, A.A., B.A., M.S., Ph.D. ....	Peru
ROBERT M. BENNETT, B.A., M.S. ....	Tonawanda
ROBERT M. JOHNSON, B.S., J.D. ....	Lloyd Harbor
ANTHONY S. BOTTAR, B.A., J.D. ....	Syracuse
MERRYL H. TISCH, B.A., M.A. ....	New York
ENA L. FARLEY, B.A., M.A., Ph.D. ....	Brockport
GERALDINE D. CHAPEY, B.A., M.A., Ed.D. ....	Belle Harbor
RICARDO E. OQUENDO, B.A., J.D. ....	Bronx
ARNOLD B. GARDNER, B.A., LL.B. ....	Buffalo
CHARLOTTE K. FRANK, B.B.A., M.S.Ed., Ph.D. ....	New York
HARRY PHILLIPS, 3 <sup>rd</sup> , B.A., M.S.F.S. ....	Hartsdale

## President of The University and Commissioner of Education

RICHARD P. MILLS

## Chief Operating Officer

RICHARD H. CATE

## Deputy Commissioner for Elementary, Middle, Secondary and Continuing Education

JAMES A. KADAMUS

## Coordinator, Facilities, Management and Information Services

CHARLES SZUBERLA

## Coordinator, Information, Reporting and Technology Services

MARTHA P. MUSSER

---

The State Education Department does not discriminate on the basis of age, color, religion, creed, disability, marital status, veteran status, national origin, race, gender, genetic predisposition or carrier status, or sexual orientation in its educational programs, services and activities. Portions of this publication can be made available in a variety of formats, including braille, large print or audio tape, upon request. Inquiries concerning this policy of nondiscrimination should be directed to the Department's Office for Diversity, Ethics, and Access, Room 152, Education Building, Albany, NY 12234.

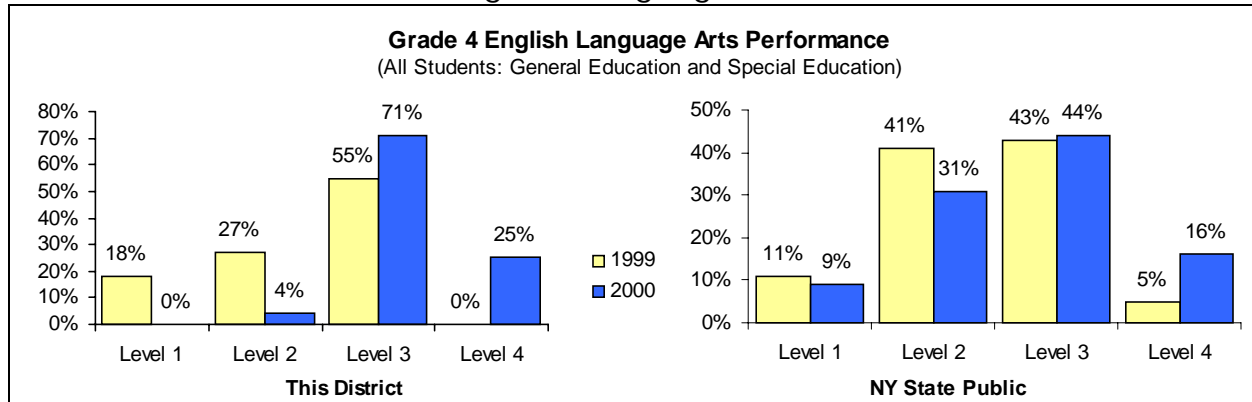
Please address all correspondence about this report that is not related to data corrections to:

***School Report Card Coordinator  
Information, Reporting, and Technology Services Team  
Room 863 Education Building Annex  
New York State Education Department  
Albany, NY 12234***

e-mail: [RPTCARD@mail.nysed.gov](mailto:RPTCARD@mail.nysed.gov)

# Grade 4

## English Language Arts



Performance for This District		Counts of Students								Mean Score
		Not Tested			Tested					
		IEP <sup>1</sup>	ELL <sup>2</sup>	Absent <sup>3</sup>	Level 1	Level 2	Level 3	Level 4	Total	
Jan 1999	General Education		0	0	#	#	#	#	9	#
	Special Education	0	0	0	#	#	#	#	2	#
	All Students	0	0	0	2	3	6	0	11	641
Feb 2000	General Education		0	0	#	#	#	#	20	#
	Special Education	0	0	0	#	#	#	#	4	#
	All Students	0	0	0	0	1	17	6	24	671

### Grade 4 English Language Arts Levels - Listening, Reading, and Writing Standards

<b>Level 4</b> (692-800)	<b>These students exceed the standards and are moving toward high performance on the Regents examination.</b> They show superior knowledge and skill for each standard for elementary students and are proficient at some intermediate-level skills in listening, reading and writing. Students show thorough understanding of written and oral text. Students' writing is well organized with minor errors that do not interfere with readability.
<b>Level 3</b> (645-691)	<b>These students meet the standards and, with continued steady growth, should pass the Regents examination.</b> They show knowledge and skill for each standard for elementary students and show some intermediate-level skills in listening, reading and writing. Students show understanding of written and oral text. Students' writing is generally focused and organized with minor errors that do not interfere with readability.
<b>Level 2</b> (603-644)	<b>These students need extra help to meet the standards and pass the Regents examination.</b> They show some knowledge and skill for each standard for elementary students, but none of the intermediate-level skills in listening, reading and writing. Students show partial understanding of written and oral text. Students' writing has some focus and basic organization and uses simple sentences and vocabulary. Errors sometimes interfere with readability.
<b>Level 1</b> (455-602)	<b>These students have serious academic deficiencies.</b> They show no evidence of any proficiency in one or more of the elementary standards and incomplete proficiency in all three of the standards. Students show minimal understanding of written and oral text. Students' writing is brief, general, or uses repetitive statements, and reveals difficulty in organizing thoughts. Errors interfere with readability.

### Performance of English Language Learners (ELL)

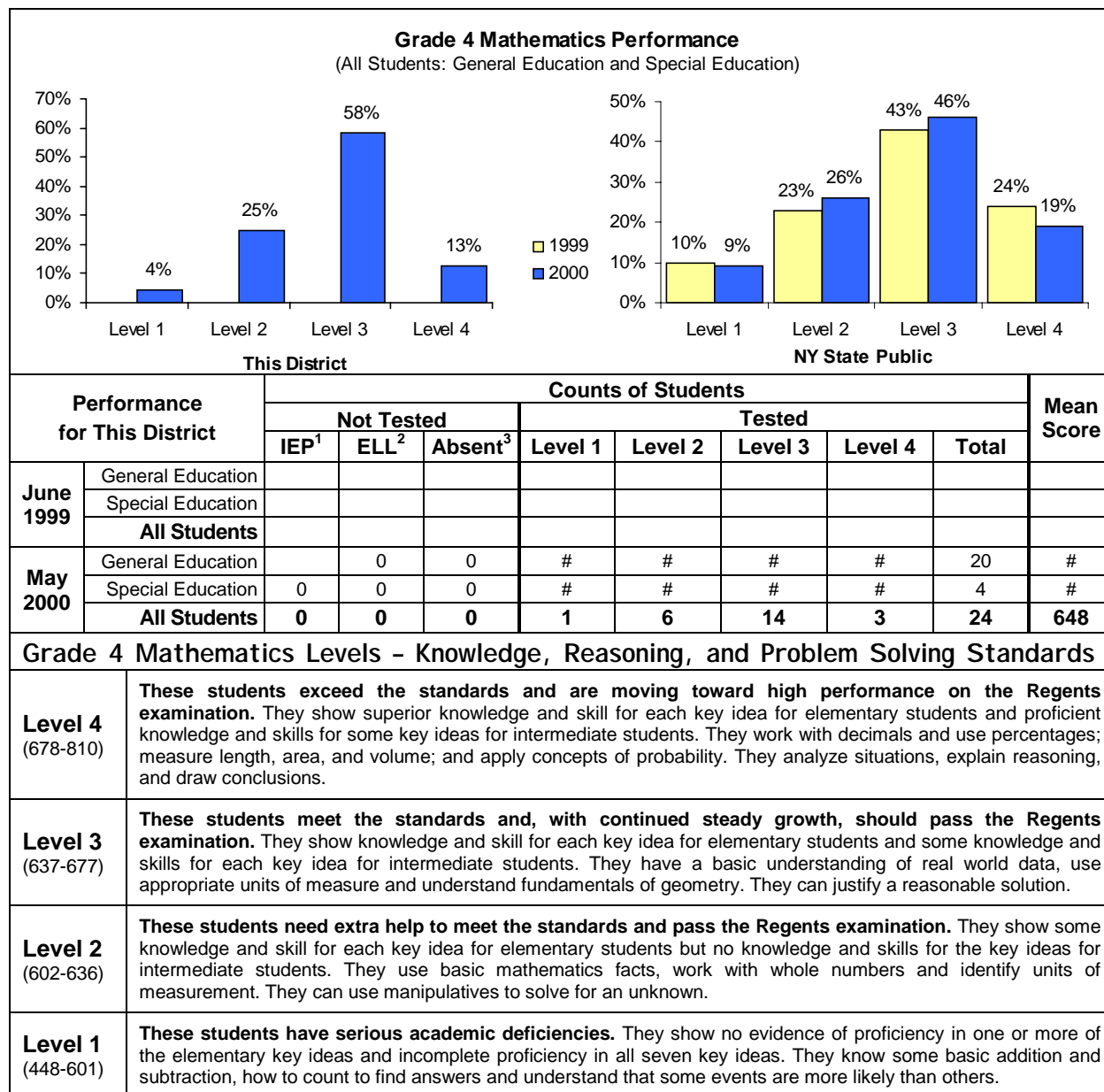
ELL are students for whom English is a second language. Schools teach these students English so they can participate effectively in the academic program. ELL students without sufficient proficiency in English are not required to take the grade 4 ELA test. Their progress in learning English is measured, using standardized tests, and reported.

Grade 4	English Proficiency Below Effective Participation Level	Making Appropriate Progress
February 2000	0	0

- 1 These students were exempt from this test because of disability as stated in their Individualized Educational Program (IEP).
- 2 These students were not required to take the grade 4 ELA test because they were English Language Learners (ELL) who performed below the 30<sup>th</sup> percentile on another appropriate English reading assessment.
- 3 These students were enrolled at the time of testing, but were not present to complete some part of the ELA assessment.
- # To protect student confidentiality, the pound character (#) appears when fewer than five students in a group were tested. If fewer than five were tested in one subgroup, then counts appear only in the "All Students" category.

# Grade 4

## Mathematics



1 These students were exempt from this test because of disability as stated in their Individualized Educational Program (IEP).

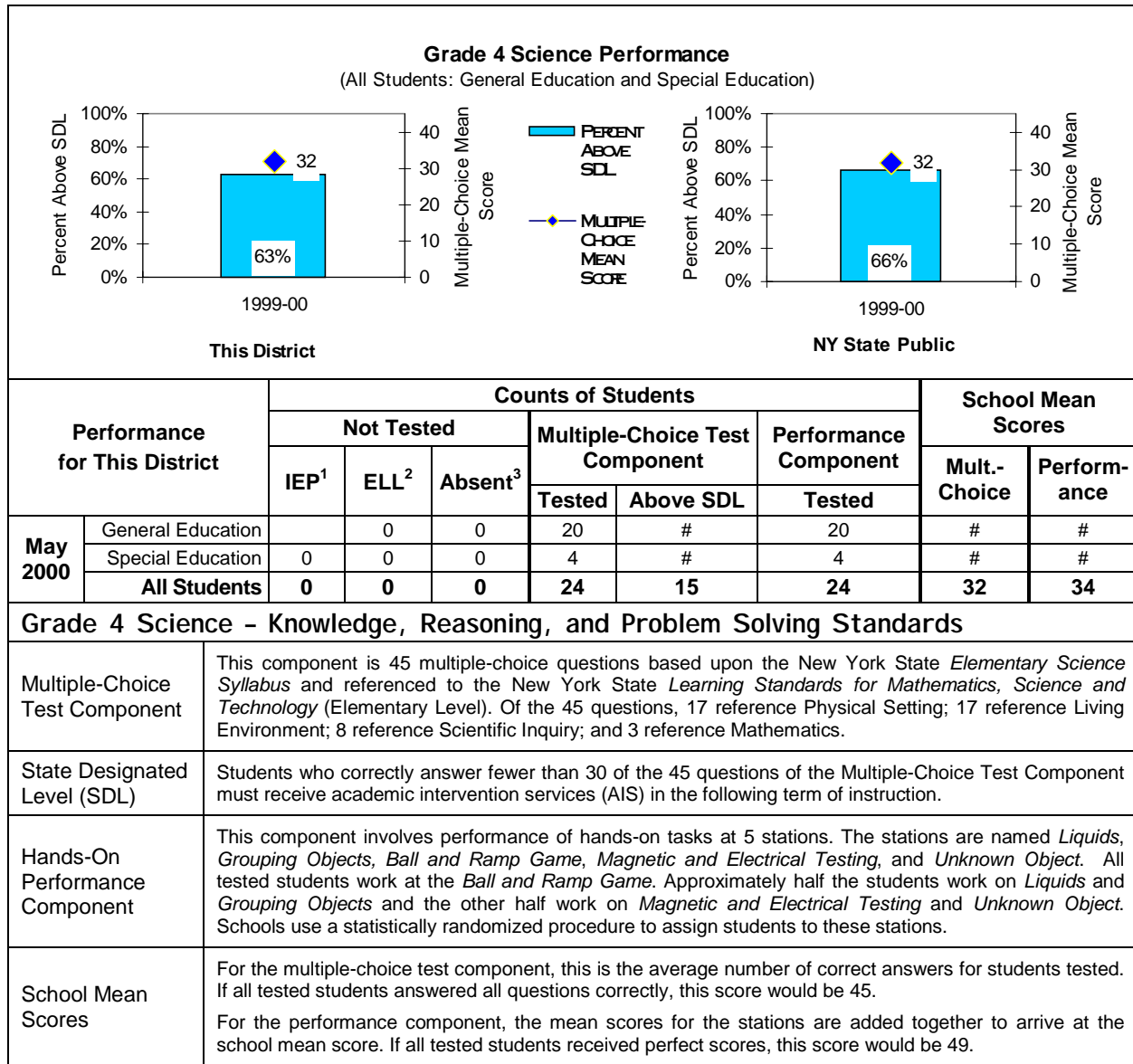
2 These students were not required to take this test because they were English language learners (ELL) who perform below the 30<sup>th</sup> percentile on an appropriate English reading assessment and there was no test form available in their native language. Other ELL students must take this test, but may take an alternative language form if such is available.

3 These students were enrolled at the time of testing, but were not present to complete some part of this mathematics assessment.

# To protect student confidentiality, the pound character (#) appears when fewer than five students in a group were tested. If fewer than five were tested in one subgroup, then counts appear only in the "All Students" category.

# Grade 4

## Science



- 1 These students were exempt from this test because of disability as stated in their Individualized Educational Program (IEP).
- 2 These students were not required to take this test because they were English language learners (ELL) who perform below the 30<sup>th</sup> percentile on an appropriate English reading assessment and there was no test form available in their native language. Other ELL students must take this test, but may take an alternative language form if such is available.
- 3 These students were enrolled at the time of testing, but did not complete any part of this science assessment.
- # To protect student confidentiality, the pound character (#) appears when fewer than five students in a group were tested. If fewer than five were tested in one subgroup, then counts appear only in the "All Students" category.

# School District Profile

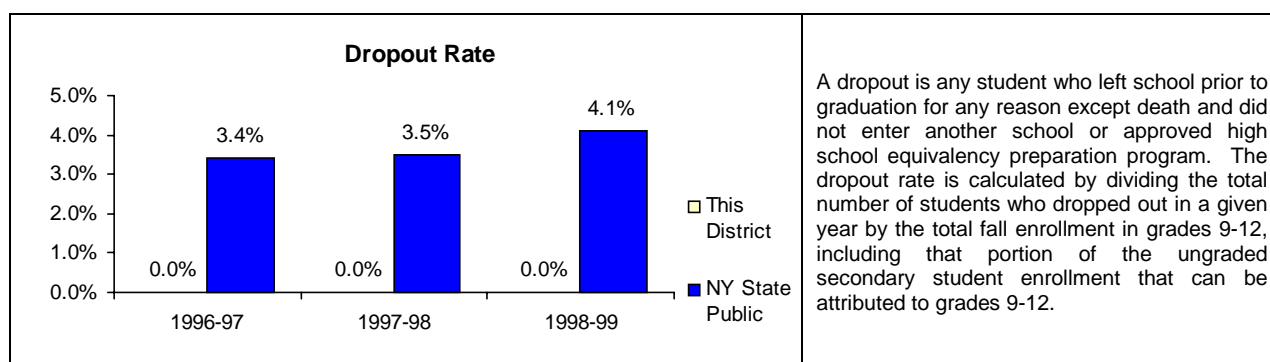
Superintendent: Dr. Margaret A. McCullough			Phone: (518)863-8412	
<b>Organization 1999-2000</b>		School Staff <sup>1</sup> (both full- and part-time)		
Grade Range	Student Enrollment	Count of Teachers	Count of Other Professionals	Count of Paraprofessionals
K-6	110	11	2	6

<b>1998-99 School District-wide Total Expenditure per Pupil</b>	\$9,316
---	---------

Student Enrollment			
Grade Level	October 1999	Grade Level	October 1999
Pre-Kindergarten	15	Grade 7	0
Kindergarten	10	Grade 8	0
Grade 1	11	Grade 9	0
Grade 2	15	Grade 10	0
Grade 3	13	Grade 11	0
Grade 4	23	Grade 12	0
Grade 5	11	Ungraded Elementary with Disabilities	8
Grade 6	19	Ungraded Secondary with Disabilities	0

Student Demographics	1997-98		1998-99		1999-2000	
	Count	Percent	Count	Percent	Count	Percent
English Language Learners	0	0.0%	0	0.0%	0	0.0%
Eligible For Free Lunch	42	36.8%	49	41.2%	34	30.9%

<b>Need-to-Resource-Capacity Index Group</b>	This school district is in Need-to-Resource-Capacity Group 5. This district has average needs relative to local resource capacity.
--	--



<sup>1</sup> Some district-employed staff serve in more than one school. These shared people are not reported here.