



New York State Education Department School Accountability Status as of September 2002

District Name: Greenburgh-Graham Union Free School District

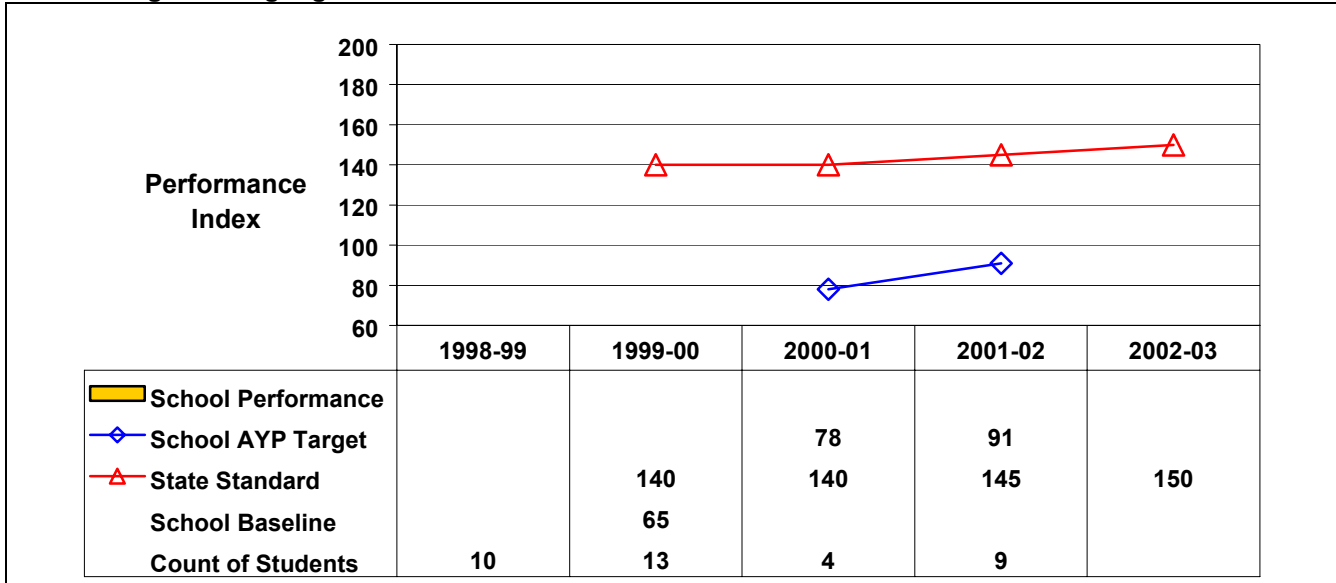
School Name: Ziccolella Elementary/Middle School BEDSCODE: 660410020001

This school did not receive Title I funds in 2001-02 and, regardless of status, is not subject to NCLB interventions.

September 2002 School Accountability Status based on 2001 English language arts (ELA) and mathematics results: School Improvement-Year 1 Subject Area: 8 ELA 8 math

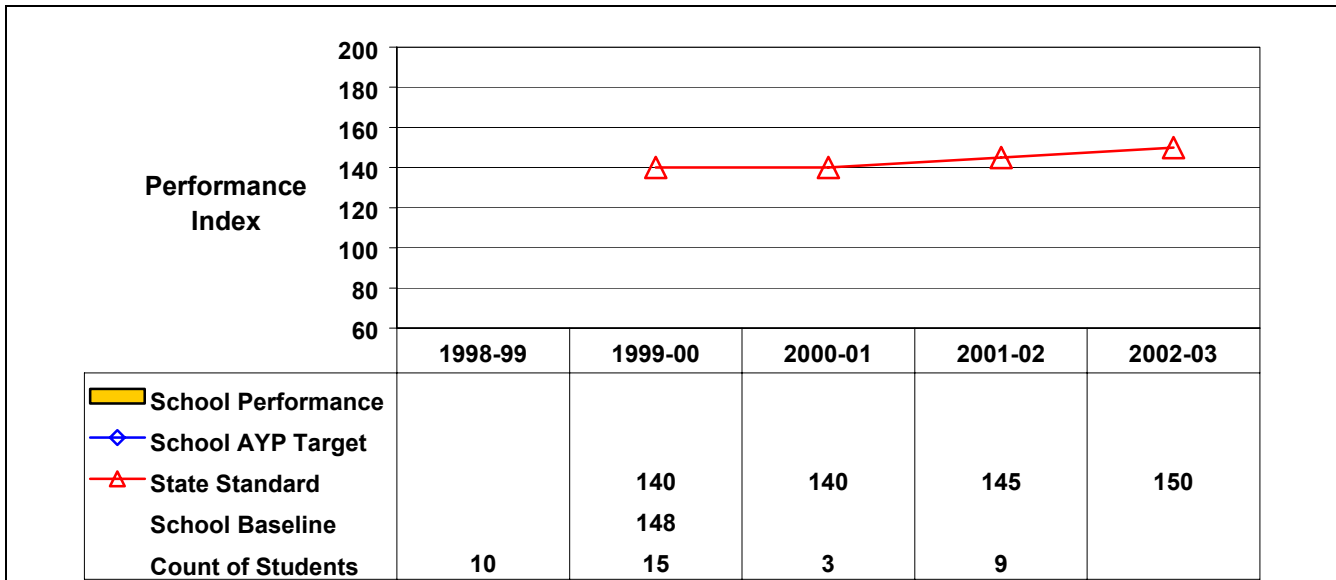
The graphs below show the school's performance relative to the State standard and school AYP targets (if applicable).

Grade 4 English Language Arts



Results on this assessment were reported for a combined count of fewer than 20 students over the past two years (2000-01 and 2001-02), which is too few to reliably measure school performance. Therefore, no reliable judgment could be made about this school's status.

Grade 4 Mathematics



Results on this assessment were reported for a combined count of fewer than 20 students over the past two years (2000-01 and 2001-02), which is too few to reliably measure school performance. Therefore, no reliable judgment could be made about this school's status.



New York State Education Department School Accountability Status as of September 2002

District Name: Greenburgh-Graham Union Free School District

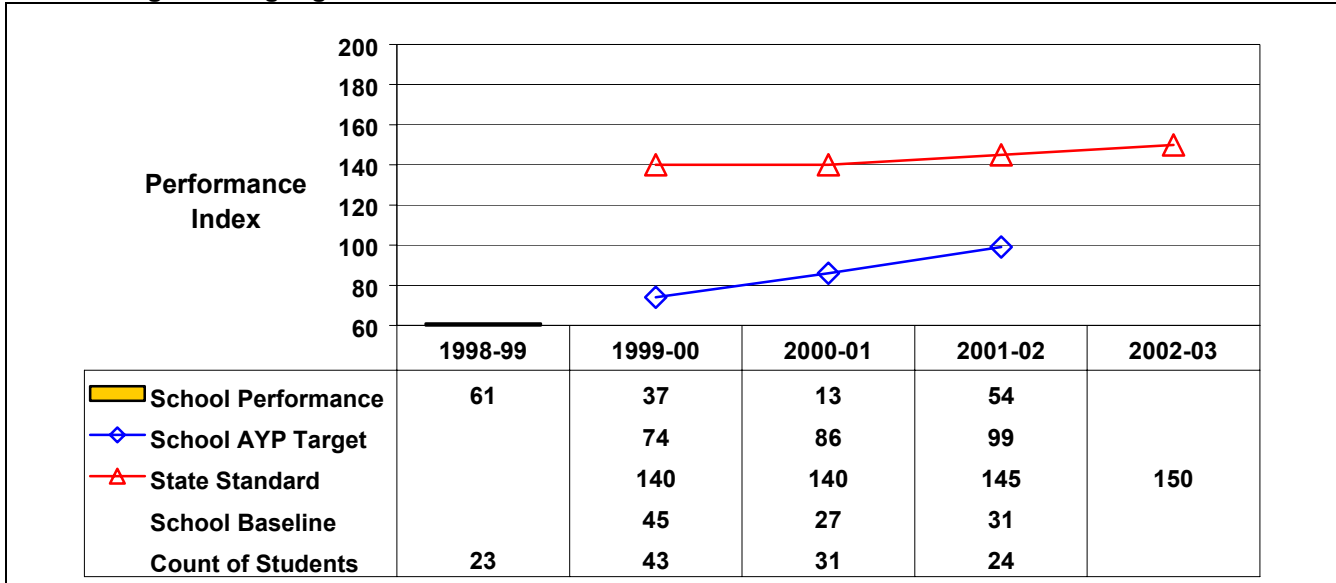
School Name: Ziccolella Elementary/Middle School BEDSCODE: 660410020001

This school did not receive Title I funds in 2001-02 and, regardless of status, is not subject to NCLB interventions.

September 2002 School Accountability Status based on 2001 English language arts (ELA) and mathematics results: School Improvement-Year 1 Subject Area: 8 ELA 8 math

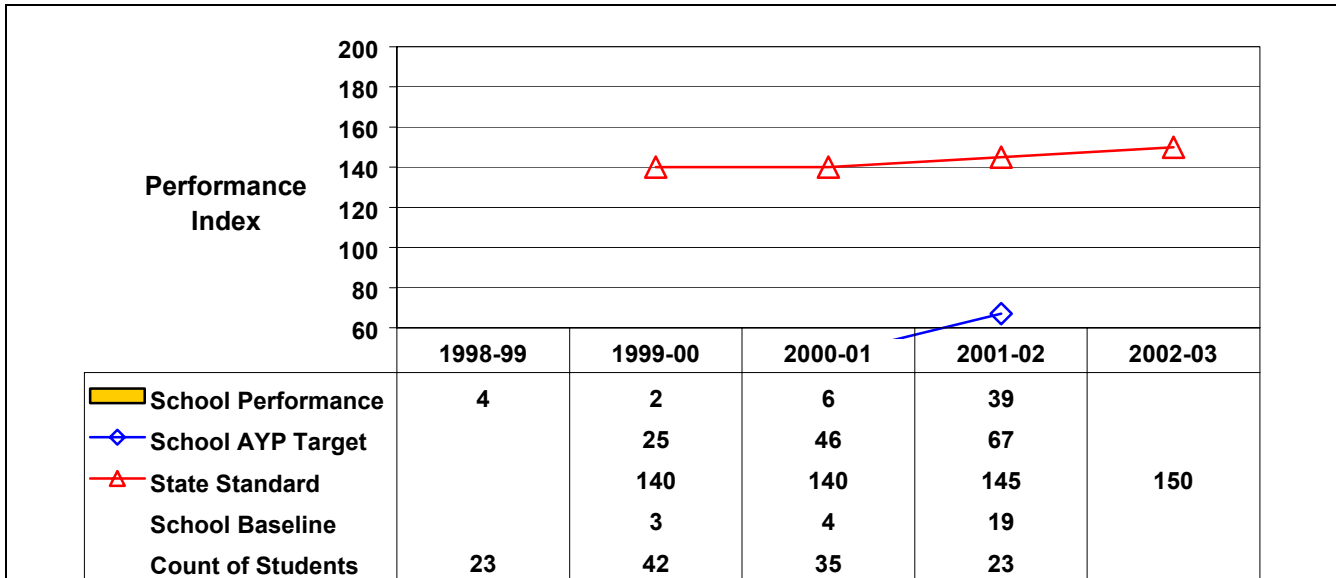
The graphs below show the school's performance relative to the State standard and school AYP targets (if applicable).

Grade 8 English Language Arts



Student performance on this assessment in 2001-02 and baseline performance (performance over a combined two-year period, 2000-01 and 2001-02) are below this school's AYP target (or for schools with no AYP target, the State standard); therefore, this school did not make AYP under NCLB.

Grade 8 Mathematics



Student performance on this assessment in 2001-02 and baseline performance (performance over a combined two-year period, 2000-01 and 2001-02) are below this school's AYP target (or for schools with no AYP target, the State standard); therefore, this school did not make AYP under NCLB.