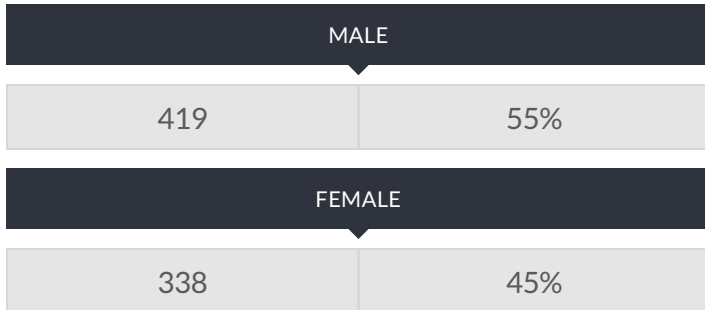


These enrollment data are collected as part of NYSED's Student Information Repository System (SIRS). These counts are as of "BEDS Day" which is typically the first Wednesday in October. Available are enrollment counts for public and charter school students by various demographics for the 2016 - 17 school year. For nonpublic school enrollment data please see the [Non-Public School Enrollment and Staff information](#) on our Information and Reporting Services webpage.

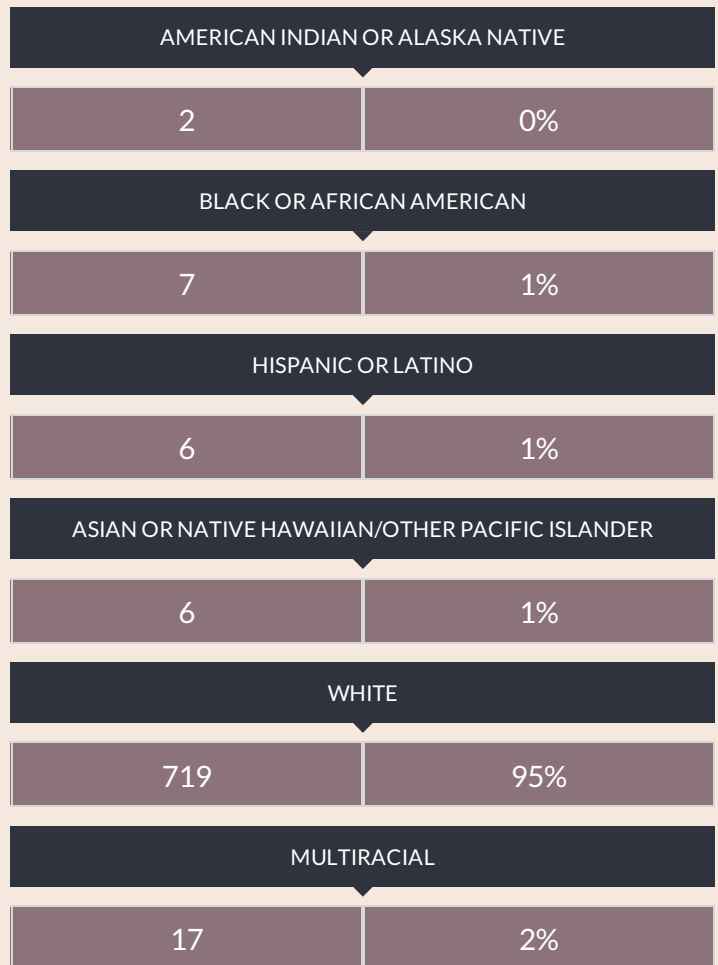
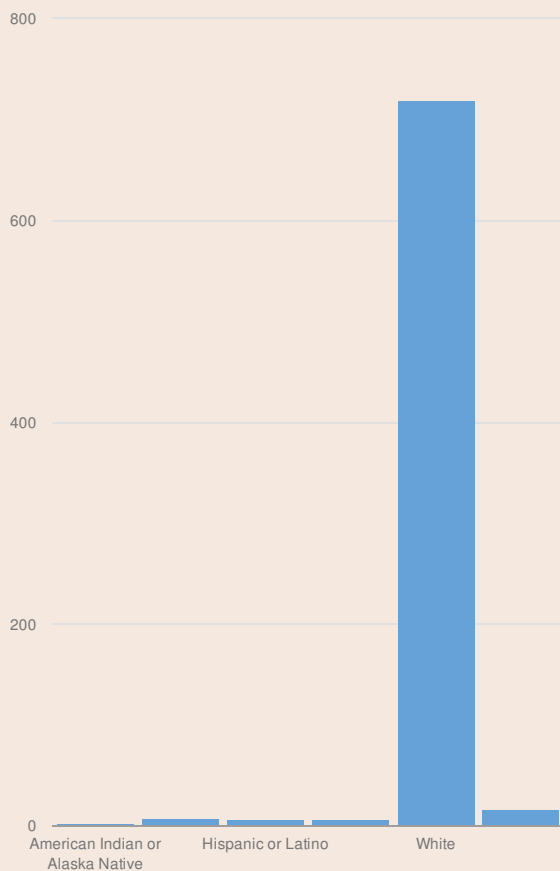
HARPURSVILLE CSD ENROLLMENT (2016 - 17)

K-12 Enrollment: 757

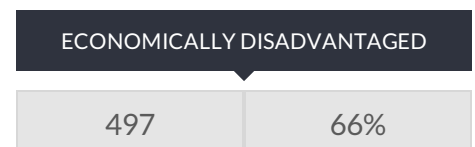
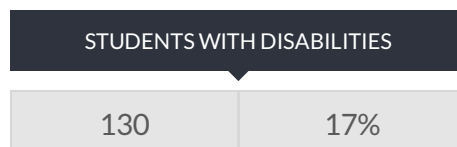
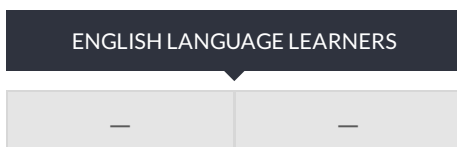
ENROLLMENT BY GENDER



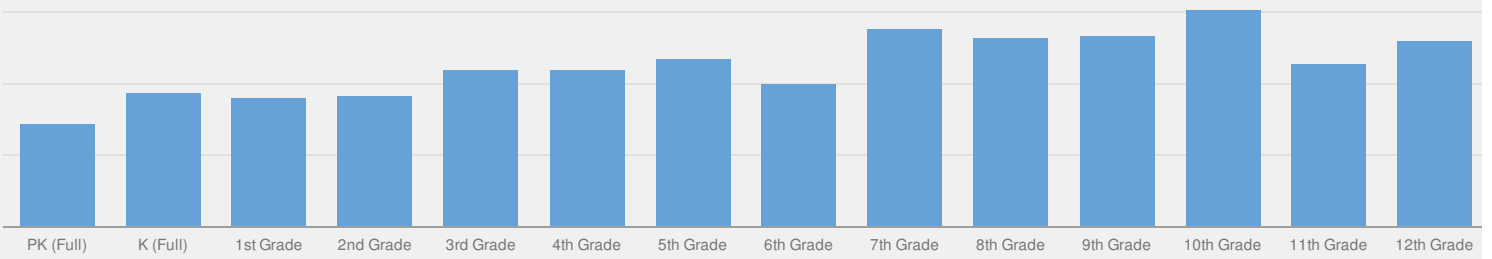
ENROLLMENT BY ETHNICITY



OTHER GROUPS



ENROLLMENT BY GRADE



PRE-K (FULL DAY)	K (FULL DAY)	1ST GRADE	2ND GRADE
36 5%	47 6%	45 6%	46 6%
3RD GRADE	4TH GRADE	5TH GRADE	6TH GRADE
55 7%	55 7%	59 7%	50 6%
7TH GRADE	8TH GRADE	9TH GRADE	10TH GRADE
69 9%	66 8%	67 8%	76 10%
11TH GRADE	12TH GRADE		
57 7%	65 8%		

© COPYRIGHT NEW YORK STATE EDUCATION DEPARTMENT, ALL RIGHTS RESERVED.

THIS DOCUMENT WAS CREATED ON: MARCH 19, 2019, 5:39 PM EST