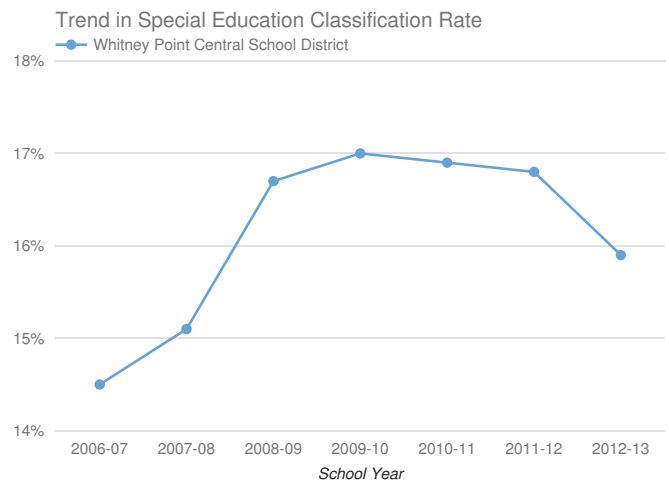
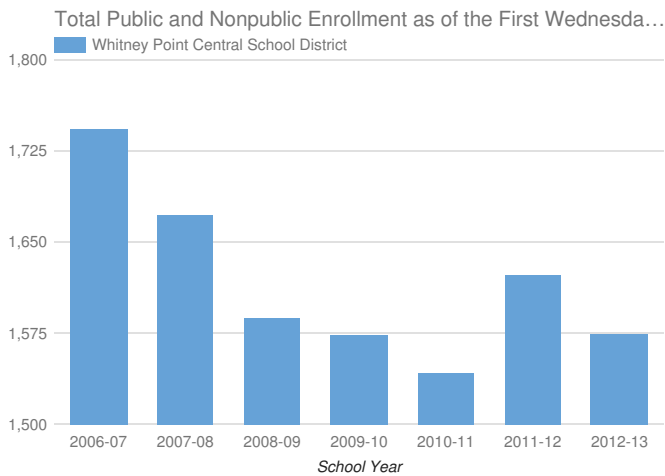


- Enrollment & Classification Rate
- Indicator 1: Graduation Rate
- Indicator 2: Drop-Out Rate
- Indicator 3: State Assessments
- Indicator 4A: Suspension Rate
- Indicator 4B: Significant Discrepancy by Race/Ethnicity in Suspension Rate
- Indicator 5: School-Age Least Restrictive Environment (LRE)
- Indicator 6: Preschool Least Restrictive Environment (LRE)
- Indicator 7: Preschool Outcomes
- Indicator 8: Parental Involvement
- Indicator 9: Disproportionality - Identification for Special Education
- Indicator 10A: Disproportionality in Specific Disability Categories
- Indicator 10B: Disproportionality in Special Education Placements
- Indicator 11: Timely Evaluations (Child Find)
- Indicator 12: Early Childhood Transition
- Indicator 13: Secondary Transition
- Indicator 14: Post-School Outcomes

## Whitney Point Central School District 2012-13

### Enrollment And Classification Rate



District Enrollment: **1,575**

SCHOOL-AGE STUDENTS WITH DISABILITIES AND CLASSIFICATION RATE

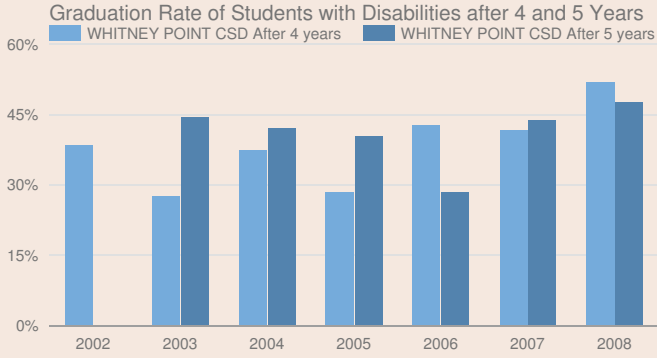
250

15.9%

PRESCHOOL STUDENTS WITH DISABILITIES

22

## Indicator 1: Graduation Rate of Students with Disabilities



2008 TOTAL COHORT - AUGUST 2012

### Students with Disabilities and Graduation rate

25

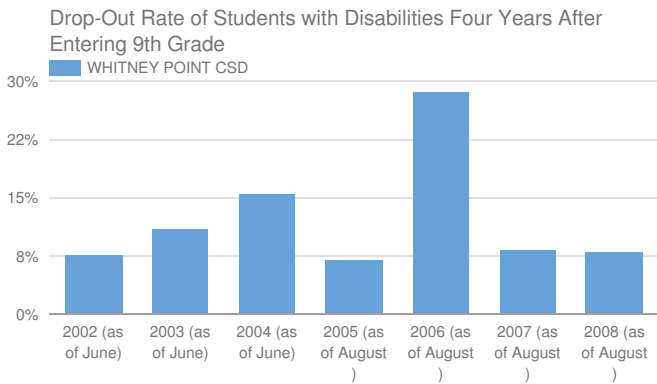
52%

State target and does district meet target

55% or higher

Not Applicable\*

## Indicator 2: Drop-Out Rate of Students with Disabilities



2008 TOTAL COHORT 4 YEARS LATER - AUGUST 2012

### Students with Disabilities and Drop-out Rate

25

8%

State target and does district meet target

12% or lower

Not Applicable\*

\* Districts are only held accountable for the performance of students when there are at least 30 students in the total cohort.

## Indicator 3: State Assessments

### Participation in and Performance on State Assessments

GRADE 3-8 ELA

#### Students with disabilities and participation rate

148

100%

State target and does district meet target

95%

Yes, met state target

GRADE 3-8 MATH

#### Students with disabilities and participation rate

148

99%

State target and does district meet target

95%

Yes, met state target

HIGH SCHOOL ELA

Students with disabilities and participation rate

Less Than 40\*

-

State target and does district meet target

95%

-

HIGH SCHOOL MATH

Students with disabilities and participation rate

Less Than 40\*

-

State target and does district meet target

95%

-

Performance on State Assessments and Adequate Yearly Progress (AYP)

GRADE 3-8 ELA

Students with disabilities and Score on performance index

147

66

State target and does district meet target

Make AYP

No, did not meet state target

GRADE 3-8 MATH

Students with disabilities and Score on performance index

146

84

State target and does district meet target

Make AYP

No, did not meet state target

HIGH SCHOOL ELA

Students with disabilities and Score on performance index

-

-

State target and does district meet target

Make AYP

-

HIGH SCHOOL MATH

Students with disabilities and Score on performance index

-

State target and does district meet target

Make AYP

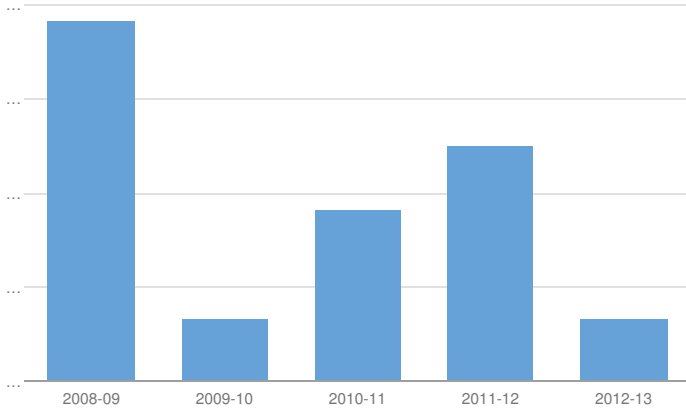
-

Participation in and performance on rate is suppressed if less than 40 students with disabilities are reported as enrolled for participation rate.

### Indicator 4A: Suspension Rate

Suspension Rate of Students with Disabilities after 4 and 5 Years

Whitney Point Central School District



Students with Disabilities 250

SUSPENSION RATE 2012-13

Students with Disabilities Suspended Out-of-School for More than 10 Days and %

1

0.4%

State target and does district meet target

2.7% or lower

Yes, met state target

### Indicator 4B: Significant Discrepancy by Race/Ethnicity in Suspension Rate

SUSPENSION RATE 2012-13

Did the school district have significant discrepancy?

No

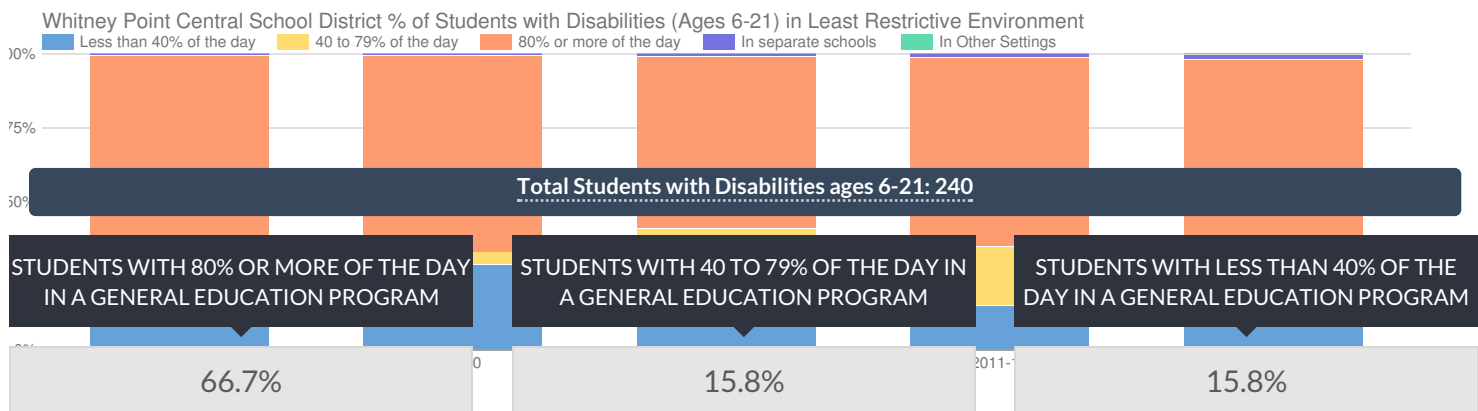
State target for 2012-13

State target and does district meet target

No school districts will have disproportionality that is the result of inappropriate policies, practices and procedures.

Yes, met state target

### Indicator 5: School-age Least Restrictive Environment (LRE)



State target and does district meet target

More than 60%	Yes, met state target
---------------	-----------------------

State target and does district meet target

No State Target	Not Applicable
-----------------	----------------

State target and does district meet target

Less than 22%	Yes, met state target
---------------	-----------------------

STUDENTS WITH DISABILITIES IN SEPARATE SETTINGS

1.7%

State target and does district meet target

Less than 5.8%	Yes, met state target
----------------	-----------------------

STUDENTS WITH DISABILITIES IN OTHER SETTINGS

0%

State target and does district meet target

No State Target	Not Applicable
-----------------	----------------

## Indicator 6: Preschool Least Restrictive Environment (LRE)

Total Students with Disabilities: 32

STUDENTS WITH DISABILITIES WITH MEASUREMENT A

25%

State target and does district meet target

42.7% or higher	No, did not meet state target
-----------------	-------------------------------

STUDENTS WITH DISABILITIES WITH MEASUREMENT B

3.1%

State target and does district meet target

26.3% or lower	Yes, met state target
----------------	-----------------------

## Indicator 7: Preschool Outcomes

This district is not required to report for Indicator 7 for 2012-13 please see <http://www.p12.nysed.gov/sedcar/data.htm#subschedule> for the school year in which this school district will report data for this indicator.

## Indicator 8: Parental Involvement

Number of completed surveys 85

PERCENT OF PARENTS WHO REPORTED THAT SCHOOLS FACILITATED PARENT INVOLVEMENT TO IMPROVE SERVICES AND RESULTS FOR

STUDENTS WITH DISABILITIES

96.5%

State target and does district meet target

90% or higher

Yes, met state target

### Indicator 9: Disproportionality - Identification for Special Education

DISPROPORTIONATE REPRESENTATION IN SPECIAL EDUCATION?

No

State target and does district meet target

No school districts will have disproportionality that is the result of inappropriate policies, practices and procedures.

Yes, met state target

### Indicator 10A: Disproportionality in Specific Disability Categories

DISPROPORTIONATE REPRESENTATION IN SPECIFIC DISABILITY CATEGORIES?

No

State target and does district meet target

No school districts will have disproportionality that is the result of inappropriate policies, practices and procedures.

Yes, met state target

### Indicator 10B: Disproportionality in Special Education Placements

DISPROPORTIONATE REPRESENTATION IN PARTICULAR SETTINGS?

No

State target and does district meet target

No school districts will have disproportionality that is the result of inappropriate policies, practices and procedures.

Yes, met state target

### Indicator 11: Timely Evaluations (Child Find)

This district is not required to report for indicator 11 for 2012-13 please see <http://www.p12.nysed.gov/sedcar/data.htm#subschedule> for the school year in which this school district

will report data for this indicator.

## Indicator 12: Early Childhood Transition

Percent of children with IEPs who transitioned from early intervention services (Part C) to preschool special education services (Part B) and received their preschool special education services by their third birthdays consistent with State law.

This district is not required to report for Indicator 12 for 2012-13 please see <http://www.p12.nysed.gov/sedcar/data.htm#subschedule> for the school year in which this school district will report data for this indicator.

## Indicator 13: Secondary Transition

This district is not required to report for Indicator 13 for 2012-13 please see <http://www.p12.nysed.gov/sedcar/data.htm#subschedule> for the school year in which this school district will report data for this indicator.

## Indicator 14: Post-School Outcomes

This district is not required to report for Indicator 14 for 2012-13 please see <http://www.p12.nysed.gov/sedcar/data.htm#subschedule> for the school year in which this school district will report data for this indicator.

© COPYRIGHT NEW YORK STATE EDUCATION DEPARTMENT, ALL RIGHTS RESERVED.

THIS DOCUMENT WAS CREATED ON: NOVEMBER 14, 2019, 11:57 AM EST