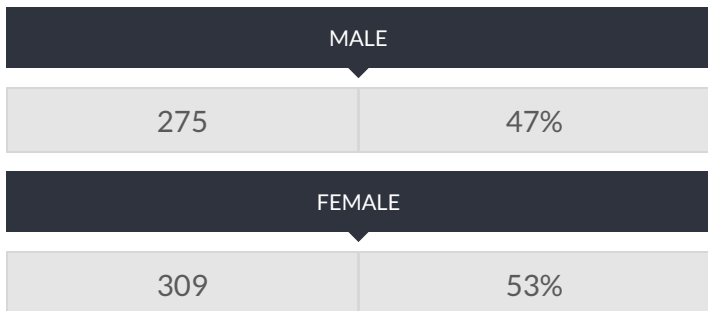


These enrollment data are collected as part of NYSED's Student Information Repository System (SIRS). These counts are as of "BEDS Day" which is typically the first Wednesday in October. Available are enrollment counts for public and charter school students by various demographics for the 2017 - 18 school year. For nonpublic school enrollment data please see the [Non-Public School Enrollment and Staff information](#) on our Information and Reporting Services webpage.

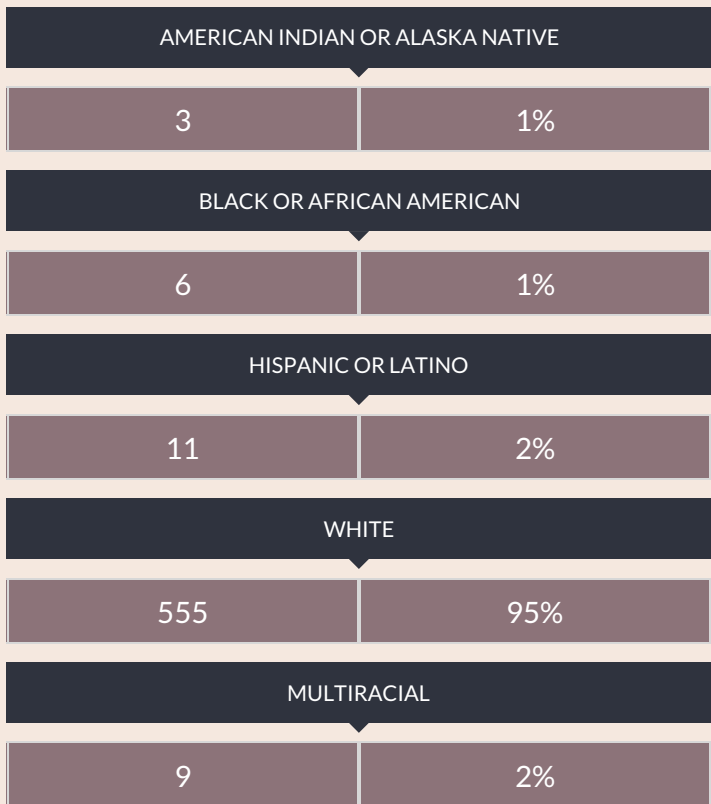
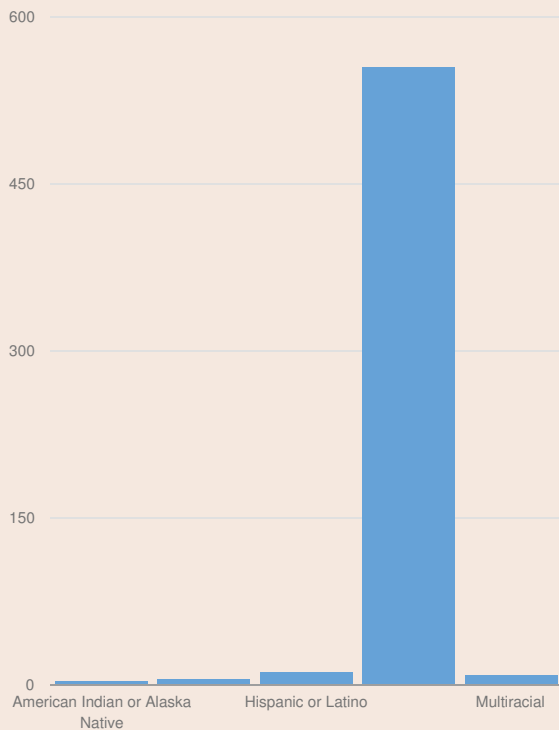
ALTMAR-PARISH-WILLIAMSTOWN ELEMEN ENROLLMENT (2017 - 18)

K-12 Enrollment: 584

ENROLLMENT BY GENDER



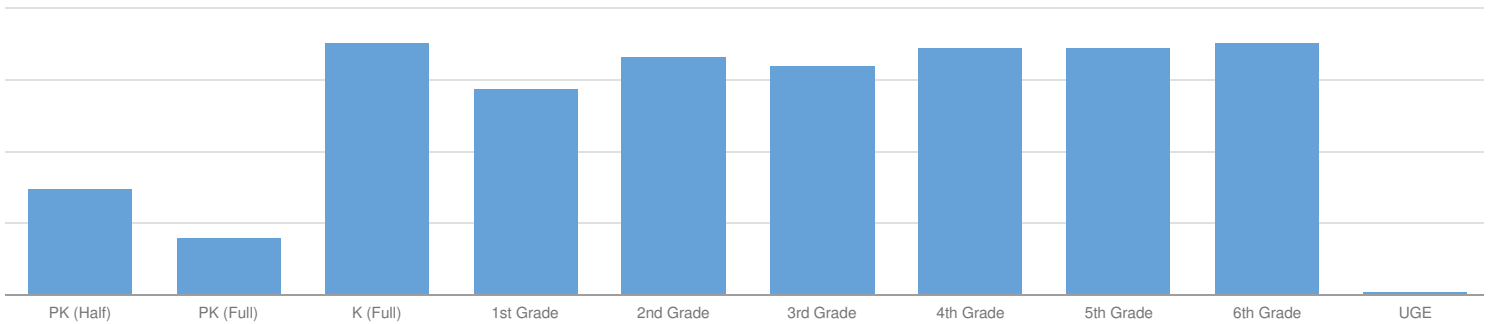
ENROLLMENT BY ETHNICITY



OTHER GROUPS

ENGLISH LANGUAGE LEARNERS		STUDENTS WITH DISABILITIES		ECONOMICALLY DISADVANTAGED			
—	—	117	20%	391	67%		
MIGRANT		HOMELESS		FOSTER CARE		PARENT IN ARMED FORCES	
—	—	9	2%	—	—	—	—

ENROLLMENT BY GRADE



PRE-K (HALF DAY)	PRE-K (FULL DAY)	K (FULL DAY)	1ST GRADE
37	20	88	72
6%	3%	14%	11%
2ND GRADE	3RD GRADE	4TH GRADE	5TH GRADE
83	80	86	86
13%	12%	13%	13%
6TH GRADE	UNGRADED ELEMENTARY		
88	1		
14%	0%		

© COPYRIGHT NEW YORK STATE EDUCATION DEPARTMENT, ALL RIGHTS RESERVED.

THIS DOCUMENT WAS CREATED ON: OCTOBER 18, 2019, 7:35 PM EST