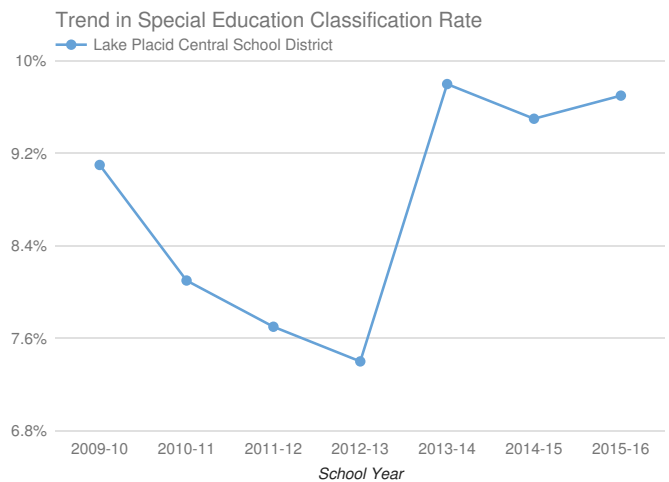
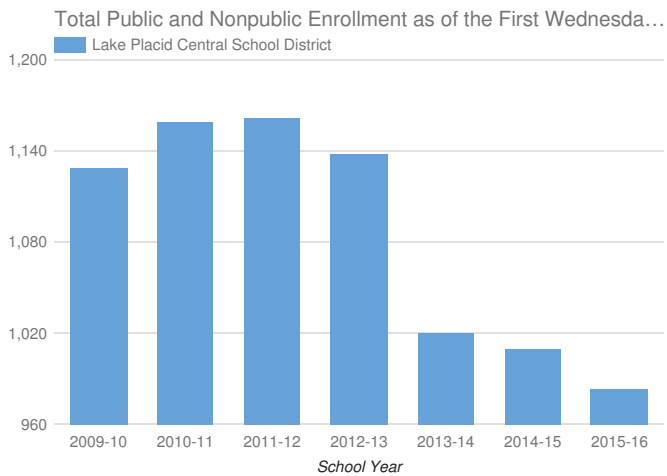


- Enrollment & Classification Rate
- Indicator 1: Graduation Rate
- Indicator 2: Drop-Out Rate
- Indicator 3: State Assessments
- Indicator 4A: Suspension Rate
- Indicator 4B: Significant Discrepancy by Race/Ethnicity in Suspension Rate
- Indicator 5: School-Age Least Restrictive Environment (LRE)
- Indicator 6: Preschool Least Restrictive Environment (LRE)
- Indicator 7: Preschool Outcomes
- Indicator 8: Parental Involvement
- Indicator 9: Disproportionality - Identification for Special Education
- Indicator 10A: Disproportionality in Specific Disability Categories
- Indicator 10B: Disproportionality in Special Education Placements
- Indicator 11: Timely Evaluations (Child Find)
- Indicator 12: Early Childhood Transition
- Indicator 13: Secondary Transition
- Indicator 14: Post-School Outcomes

Lake Placid Central School District 2015-16

Enrollment And Classification Rate



District Enrollment: **983**

SCHOOL-AGE STUDENTS WITH DISABILITIES AND CLASSIFICATION RATE

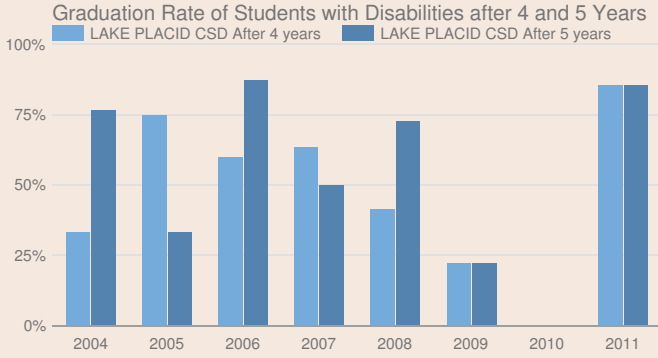
95

9.7%

PRESCHOOL STUDENTS WITH DISABILITIES

7

Indicator 1: Graduation Rate of Students with Disabilities



2011 TOTAL COHORT - AUGUST 2015

Students with Disabilities and Graduation rate

7

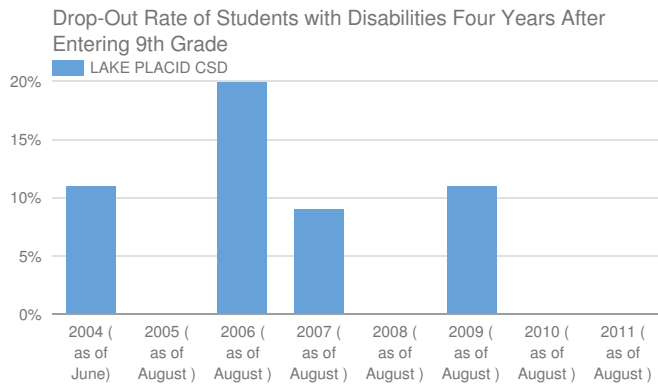
85.7%

State target and does district meet target

55.39% or higher

Yes, met state target

Indicator 2: Drop-Out Rate of Students with Disabilities



2011 TOTAL COHORT 4 YEARS LATER - AUGUST 2015

Students with Disabilities and Drop-out Rate

7

0%

State target and does district meet target

14% or lower

Yes, met state target

Indicator 3: State Assessments

Participation in and Performance on State Assessments

GRADE 3-8 ELA

Students with disabilities and participation rate

102

66%

State target and does district meet target

95%

No, did not meet state target

GRADE 3-8 MATH

Students with disabilities and participation rate

102

61%

State target and does district meet target

95%

No, did not meet state target

HIGH SCHOOL ELA

Students with disabilities and participation rate

-	-
---	---

State target and does district meet target

95%	-
-----	---

HIGH SCHOOL MATH

Students with disabilities and participation rate

-	-
---	---

State target and does district meet target

95%	-
-----	---

Performance on State Assessments

GRADE 3-8 ELA

Percent at or above level 3

64	7.1%
----	------

State target and does district meet target

16%	No, did not meet state target
-----	-------------------------------

GRADE 3-8 MATH

Percent at or above level 3

61	11.1%
----	-------

State target and does district meet target

16%	No, did not meet state target
-----	-------------------------------

HIGH SCHOOL ELA

Percent at or above level 3

-	-
---	---

State target and does district meet target

63%	-
-----	---

HIGH SCHOOL MATH

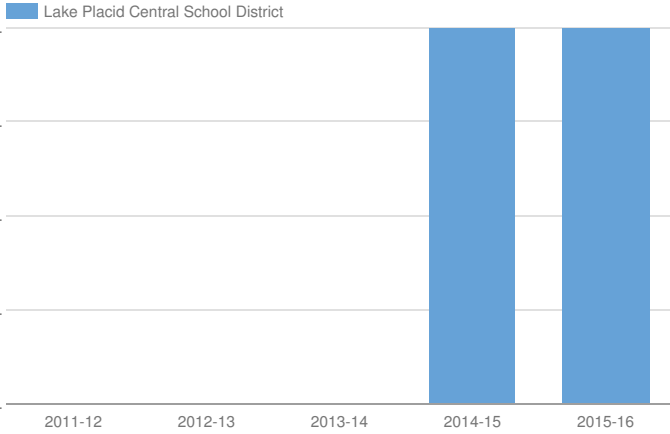
Percent at or above level 3

-	-
State target and does district meet target	
64.5%	-

Participation in and performance on rate is suppressed if less than 40 students with disabilities are reported as enrolled for participation rate.

Indicator 4A: Suspension Rate

Suspension Rate of Students with Disabilities after 4 and 5 Years



Students with Disabilities 96

SUSPENSION RATE 2015-16

Students with Disabilities Suspended Out-of-School for More than 10 Days and %

1	1%
---	----

State target and does district meet target

2.7% or lower	Yes, met state target
---------------	-----------------------

Indicator 4B: Significant Discrepancy by Race/Ethnicity in Suspension Rate

SUSPENSION RATE 2015-16

Did the school district have significant discrepancy?

NO

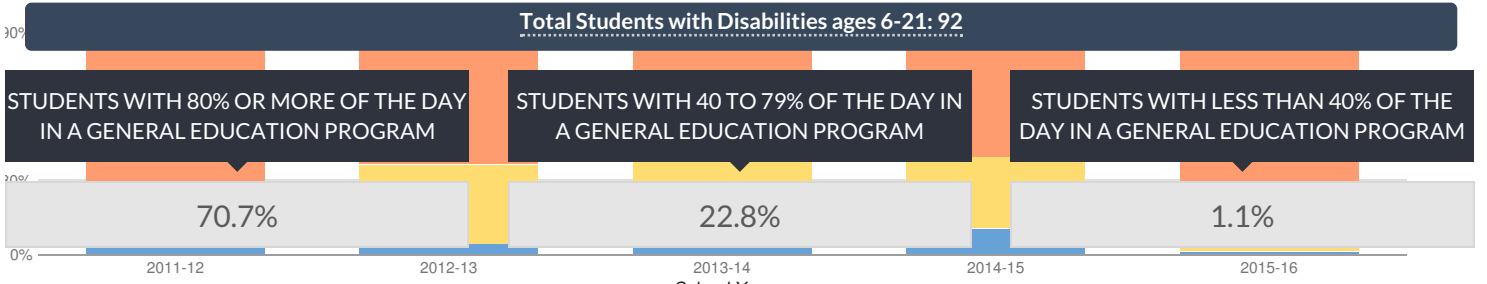
State target for 2015-16

State target and does district meet target

No school districts will have disproportionality that is the result of inappropriate policies, practices and procedures.

Yes, met state target

Indicator 5: School-age Least Restrictive Environment (LRE)



State target and does district meet target State target and does district meet target State target and does district meet target

Greater than or equal to 58.8%	Yes, met state target	No State Target	Not Applicable	Less than or equal to 20.5%	Yes, met state target
--------------------------------	-----------------------	-----------------	----------------	-----------------------------	-----------------------

STUDENTS WITH DISABILITIES IN SEPARATE SETTINGS

0%

State target and does district meet target

Less than or equal to 5.8% Yes, met state target

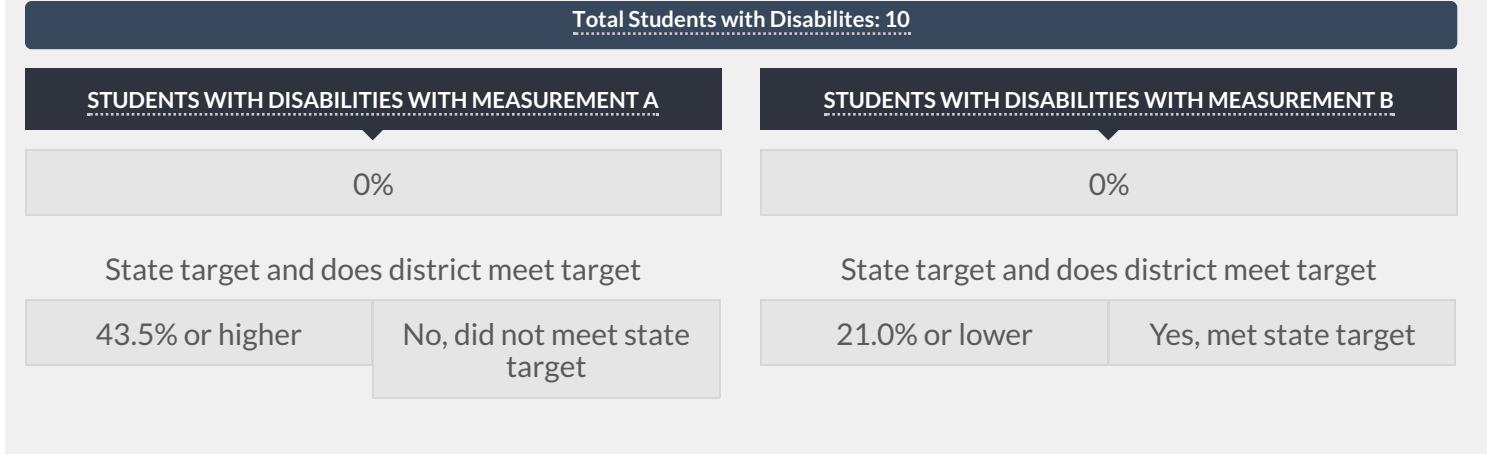
STUDENTS WITH DISABILITIES IN OTHER SETTINGS

5.4%

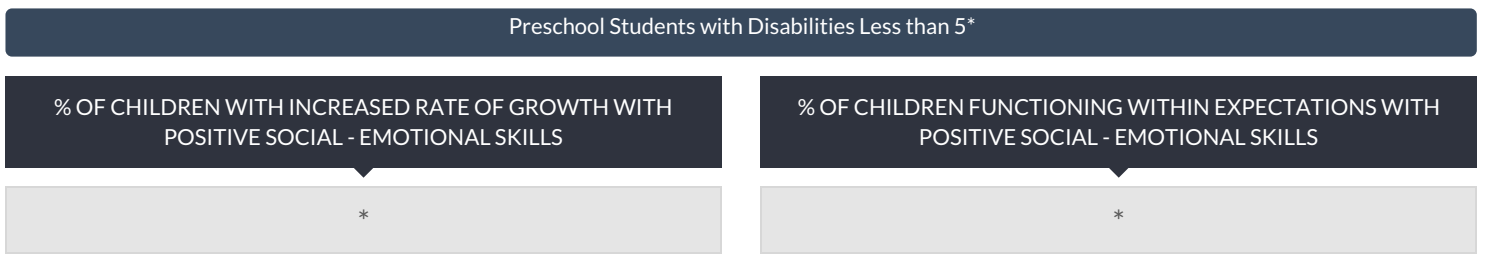
State target and does district meet target

No State Target Not Applicable

Indicator 6: Preschool Least Restrictive Environment (LRE)



Indicator 7: Preschool Outcomes



State target and does district meet target

State target and does district meet target

92%	*
-----	---

48%	No, did not meet state target
-----	-------------------------------

% OF CHILDREN WITH INCREASED RATE OF GROWTH WITH ACQUISITION AND USE OF KNOWLEDGE & SKILLS

% OF CHILDREN FUNCTIONING WITHIN EXPECTATIONS WITH ACQUISITION AND USE OF KNOWLEDGE & SKILLS

*

*

State target and does district meet target

State target and does district meet target

93.5%	*
-------	---

48%	Yes, met state target
-----	-----------------------

% OF CHILDREN WITH INCREASED RATE OF GROWTH WITH USE OF APPROPRIATE BEHAVIORS TO MEET THEIR NEEDS

% OF CHILDREN FUNCTIONING WITHIN EXPECTATIONS WITH USE OF APPROPRIATE BEHAVIORS TO MEET THEIR NEEDS

*

*

State target and does district meet target

State target and does district meet target

92%	*
-----	---

52%	No, did not meet state target
-----	-------------------------------

Indicator 8: Parental Involvement

This district is not required to report for indicator 8 for 2015-16 please see <http://www.p12.nysed.gov/sedcar/data.htm#subschedule> for the school year in which this school district will report data for this indicator.

Indicator 9: Disproportionality - Identification for Special Education

DISPROPORTIONATE REPRESENTATION IN SPECIAL EDUCATION?

No

State target and does district meet target

No school districts will have disproportionality that is the result of inappropriate policies, practices and procedures.

Yes, met state target

Indicator 10A: Disproportionality in Specific Disability Categories

DISPROPORTIONATE REPRESENTATION IN SPECIFIC DISABILITY CATEGORIES?

No

State target and does district meet target

No school districts will have disproportionality that is the result of

Yes, met state target

inappropriate policies, practices and procedures.

Indicator 10B: Disproportionality in Special Education Placements

DISPROPORTIONATE REPRESENTATION IN PARTICULAR SETTINGS?

No

State target and does district meet target

No school districts will have disproportionality that is the result of inappropriate policies, practices and procedures.

Yes, met state target

Indicator 11: Timely Evaluations (Child Find)

This district is not required to report for indicator 11 for 2015-16 please see <http://www.p12.nysed.gov/sedcar/data.htm#subschedule> for the school year in which this school district will report data for this indicator.

Indicator 12: Early Childhood Transition

Percent of children with IEPs who transitioned from early intervention services (Part C) to preschool special education services (Part B) and received their preschool special education services by their third birthdays consistent with State law.

This district is not required to report for Indicator 12 for 2015-16 please see <http://www.p12.nysed.gov/sedcar/data.htm#subschedule> for the school year in which this school district will report data for this indicator.

Indicator 13: Secondary Transition

This district is not required to report for Indicator 13 for 2015-16 please see <http://www.p12.nysed.gov/sedcar/data.htm#subschedule> for the school year in which this school district will report data for this indicator.

Indicator 14: Post-School Outcomes

This district is not required to report for Indicator 14 for 2015-16 please see <http://www.p12.nysed.gov/sedcar/data.htm#subschedule> for the school year in which this school district will report data for this indicator.

© COPYRIGHT NEW YORK STATE EDUCATION DEPARTMENT, ALL RIGHTS RESERVED.
THIS DOCUMENT WAS CREATED ON: NOVEMBER 13, 2019, 5:12 AM EST