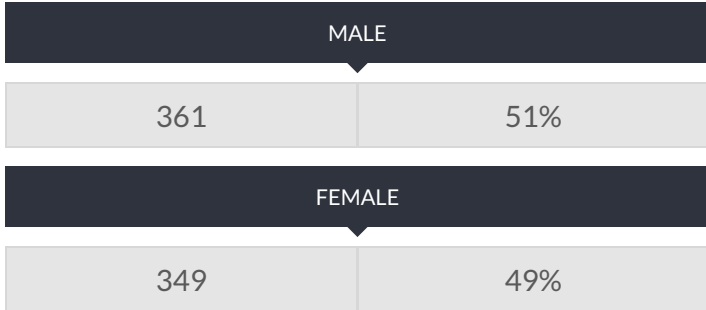


These enrollment data are collected as part of NYSED's Student Information Repository System (SIRS). These counts are as of "BEDS Day" which is typically the first Wednesday in October. Available are enrollment counts for public and charter school students by various demographics for the 2016 - 17 school year. For nonpublic school enrollment data please see the [Non-Public School Enrollment and Staff information](#) on our Information and Reporting Services webpage.

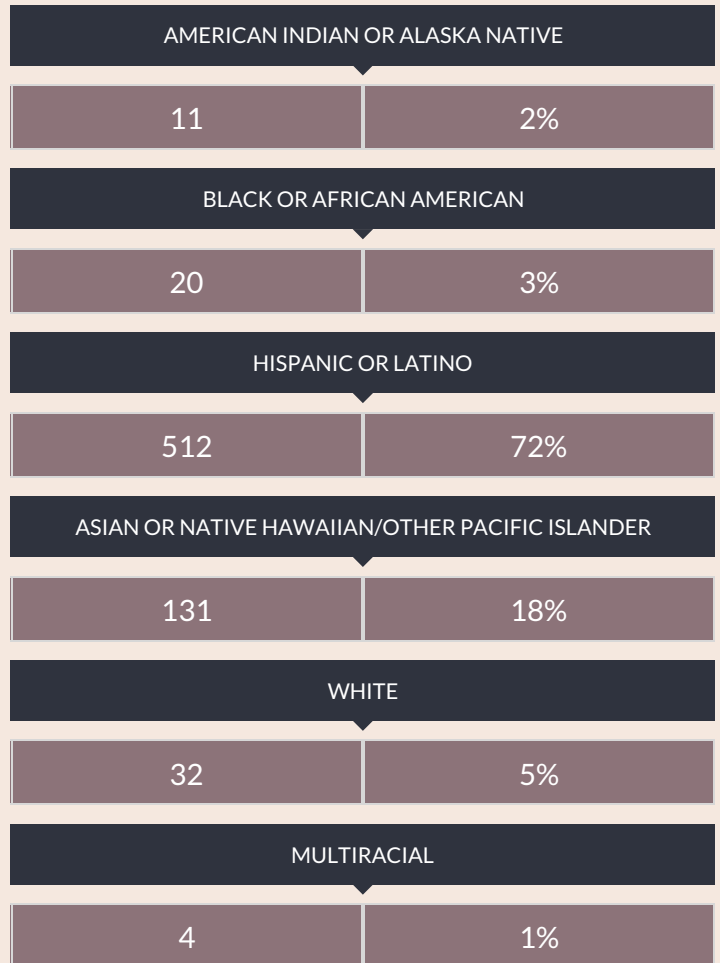
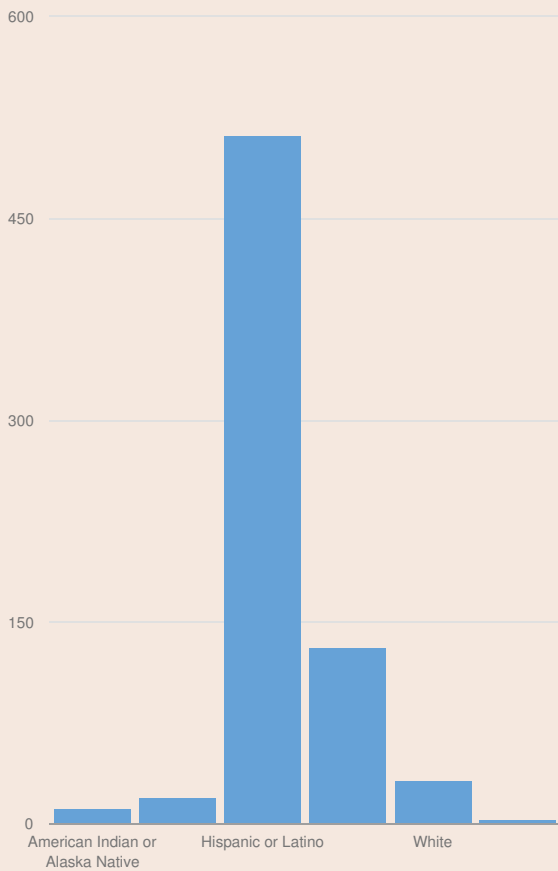
PS 97 FOREST PARK ENROLLMENT (2016 - 17)

K-12 Enrollment: 710

ENROLLMENT BY GENDER



ENROLLMENT BY ETHNICITY



OTHER GROUPS

ENGLISH LANGUAGE LEARNERS		STUDENTS WITH DISABILITIES		ECONOMICALLY DISADVANTAGED	
158	22%	138	19%	618	87%

ENROLLMENT BY GRADE



PRE-K (FULL DAY)	K (FULL DAY)	1ST GRADE	2ND GRADE
37 5%	121 16%	101 14%	119 16%
3RD GRADE	4TH GRADE	5TH GRADE	UNGRADED ELEMENTARY
133 18%	113 15%	122 16%	1 0%

© COPYRIGHT NEW YORK STATE EDUCATION DEPARTMENT, ALL RIGHTS RESERVED.

THIS DOCUMENT WAS CREATED ON: OCTOBER 20, 2019, 12:39 AM EST