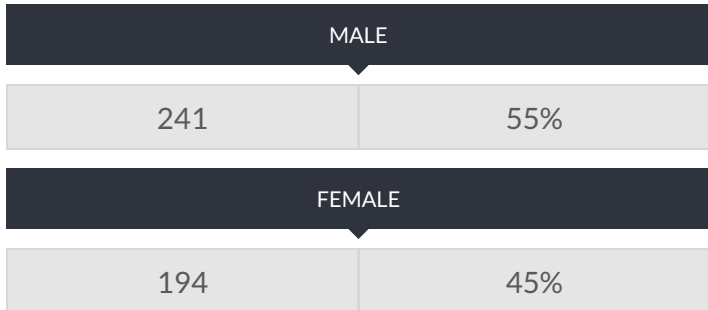


These enrollment data are collected as part of NYSED's Student Information Repository System (SIRS). These counts are as of "BEDS Day" which is typically the first Wednesday in October. Available are enrollment counts for public and charter school students by various demographics for the 2016 - 17 school year. For nonpublic school enrollment data please see the [Non-Public School Enrollment and Staff information](#) on our Information and Reporting Services webpage.

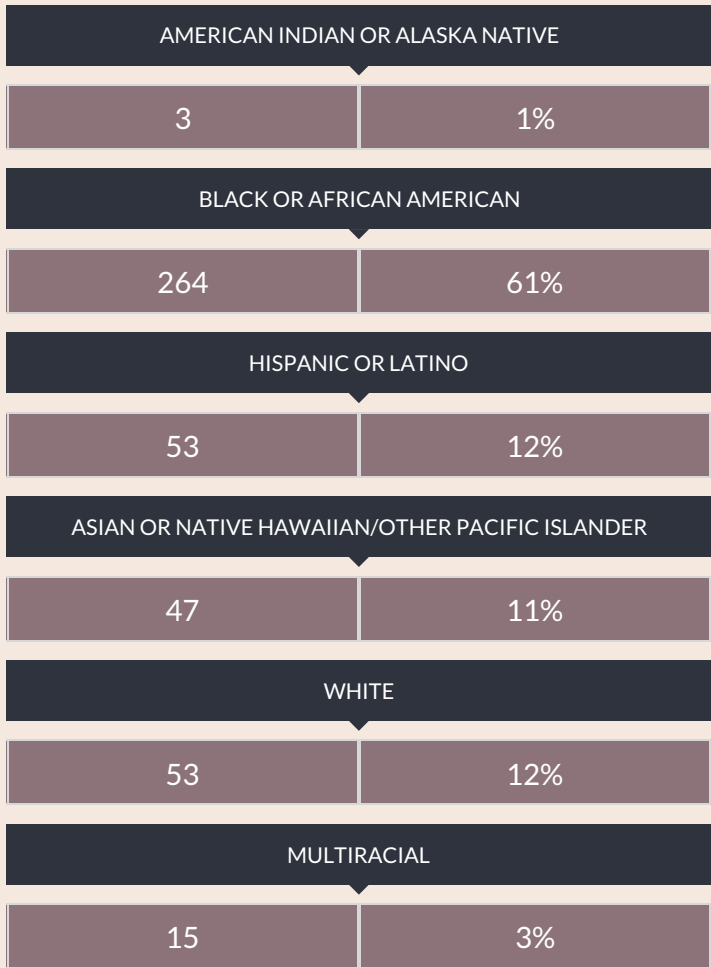
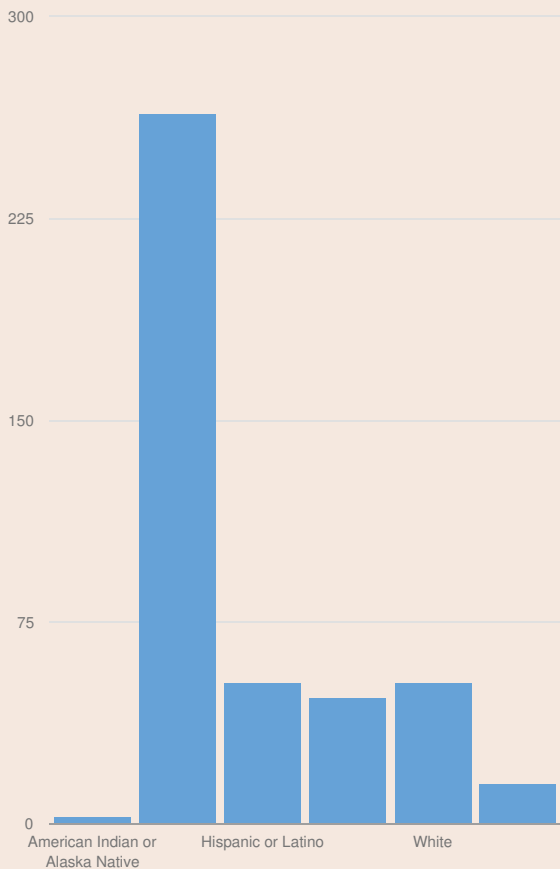
HARRIET ROSS TUBMAN ACADEMY ENROLLMENT (2016 - 17)

K-12 Enrollment: 435

ENROLLMENT BY GENDER



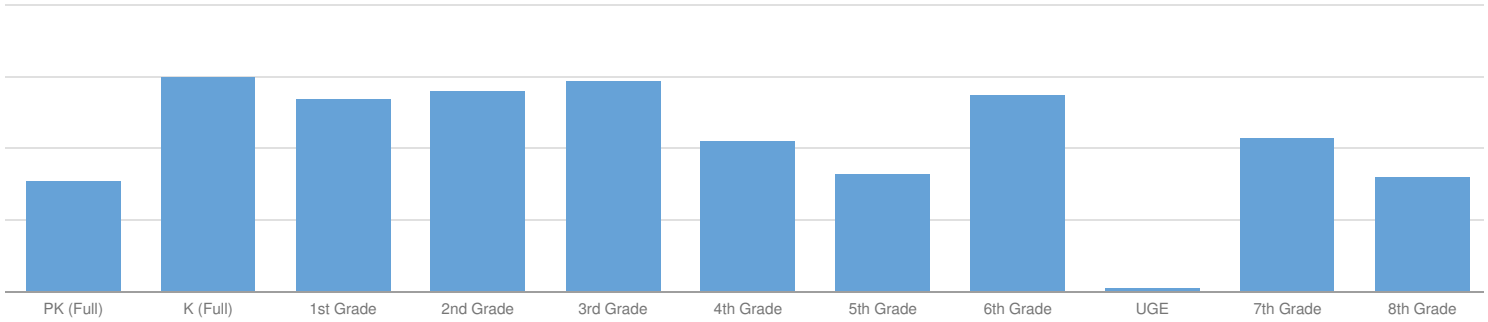
ENROLLMENT BY ETHNICITY



OTHER GROUPS

ENGLISH LANGUAGE LEARNERS		STUDENTS WITH DISABILITIES		ECONOMICALLY DISADVANTAGED	
114	26%	114	26%	400	92%

ENROLLMENT BY GRADE



PRE-K (FULL DAY)	K (FULL DAY)	1ST GRADE	2ND GRADE
31 7%	60 13%	54 12%	56 12%
3RD GRADE	4TH GRADE	5TH GRADE	6TH GRADE
59 13%	42 9%	33 7%	55 12%
UNGRADED ELEMENTARY	7TH GRADE	8TH GRADE	
1 0%	43 9%	32 7%	

© COPYRIGHT NEW YORK STATE EDUCATION DEPARTMENT, ALL RIGHTS RESERVED.

THIS DOCUMENT WAS CREATED ON: JULY 20, 2019, 12:06 PM EST