


These enrollment data are collected as part of NYSED's Student Information Repository System (SIRS). These counts are as of "BEDS Day" which is typically the first Wednesday in October. Available are enrollment counts for public and charter school students by various demographics for the 2013 - 14 school year. For nonpublic school enrollment data please see the [Non-Public School Enrollment and Staff information](#) on our Information and Reporting Services webpage.

## NY STATE PUBLIC SCHOOL ENROLLMENT (2013 - 14)

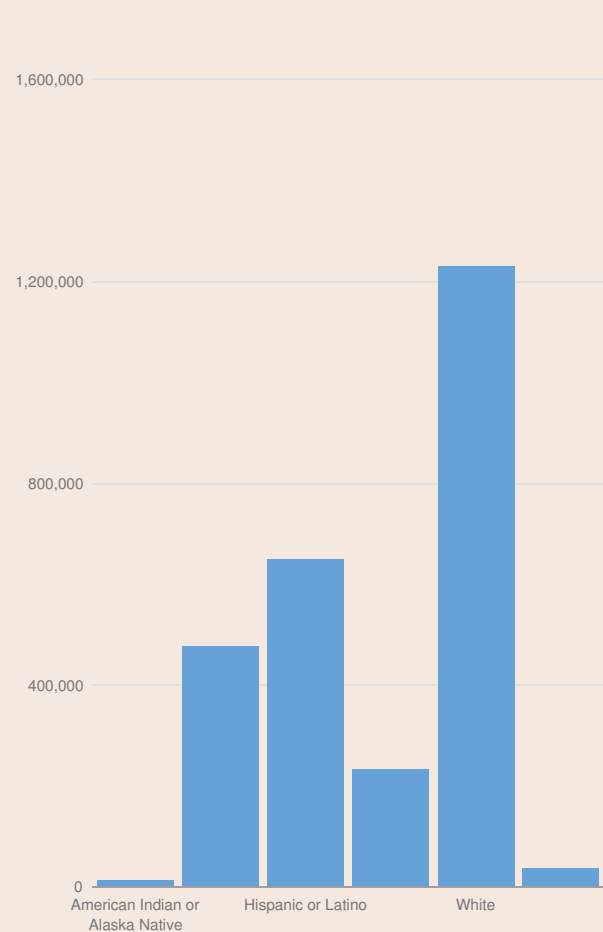
K-12 Enrollment: 2,652,283

### ENROLLMENT BY GENDER

MALE	
1,359,112	51%
FEMALE	
1,293,171	49%



### ENROLLMENT BY ETHNICITY

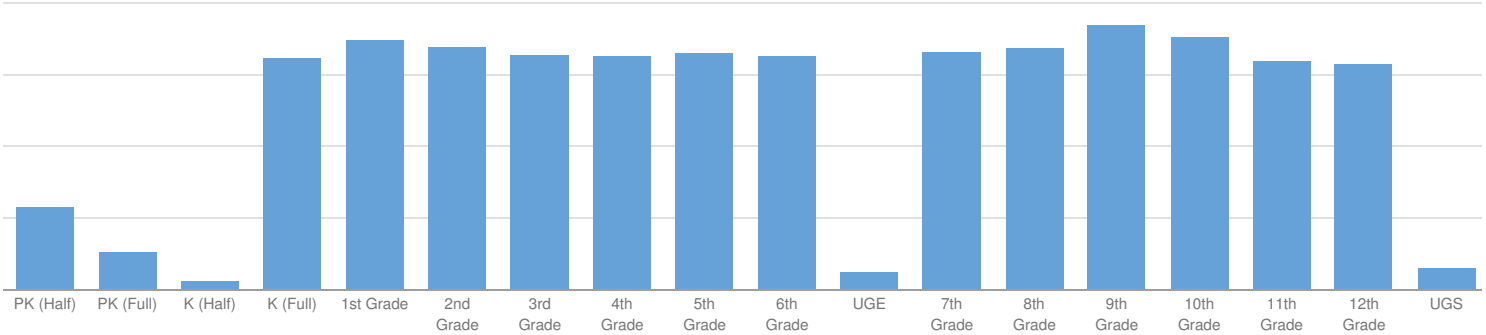


AMERICAN INDIAN OR ALASKA NATIVE	
15,390	1%
BLACK OR AFRICAN AMERICAN	
479,201	18%
HISPANIC OR LATINO	
651,630	25%
ASIAN OR NATIVE HAWAIIAN/OTHER PACIFIC ISLANDER	
234,567	9%
WHITE	
1,232,452	46%
MULTIRACIAL	
39,043	1%

# OTHER GROUPS

ENGLISH LANGUAGE LEARNERS		STUDENTS WITH DISABILITIES		ECONOMICALLY DISADVANTAGED	
213,178	8%	428,063	16%	1,400,573	53%

# ENROLLMENT BY GRADE



<b>PRE-K (HALF DAY)</b>	<b>PRE-K (FULL DAY)</b>	<b>K (HALF DAY)</b>	<b>K (FULL DAY)</b>
69,381   3%	31,872   1%	7,103   0%	194,360   7%
<b>1ST GRADE</b>	<b>2ND GRADE</b>	<b>3RD GRADE</b>	<b>4TH GRADE</b>
208,657   8%	203,256   7%	197,621   7%	196,453   7%
<b>5TH GRADE</b>	<b>6TH GRADE</b>	<b>UNGRADED ELEMENTARY</b>	<b>7TH GRADE</b>
198,185   7%	196,311   7%	15,001   1%	198,776   7%
<b>8TH GRADE</b>	<b>9TH GRADE</b>	<b>10TH GRADE</b>	<b>11TH GRADE</b>
202,118   7%	222,076   8%	212,423   8%	191,744   7%
<b>12TH GRADE</b>	<b>UNGRADED SECONDARY</b>		
189,565   7%	18,634   1%		