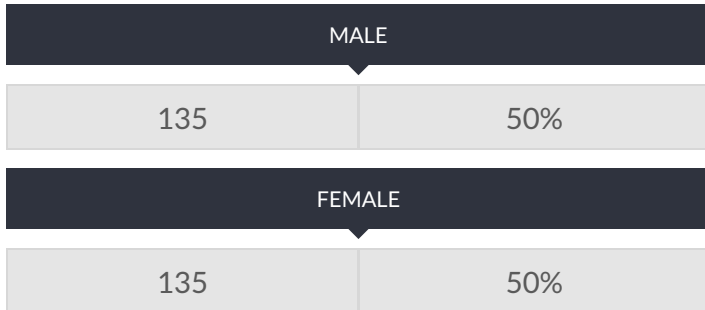


These enrollment data are collected as part of NYSED's Student Information Repository System (SIRS). These counts are as of "BEDS Day" which is typically the first Wednesday in October. Available are enrollment counts for public and charter school students by various demographics for the 2012 - 13 school year. For nonpublic school enrollment data please see the [Non-Public School Enrollment and Staff information](#) on our Information and Reporting Services webpage.

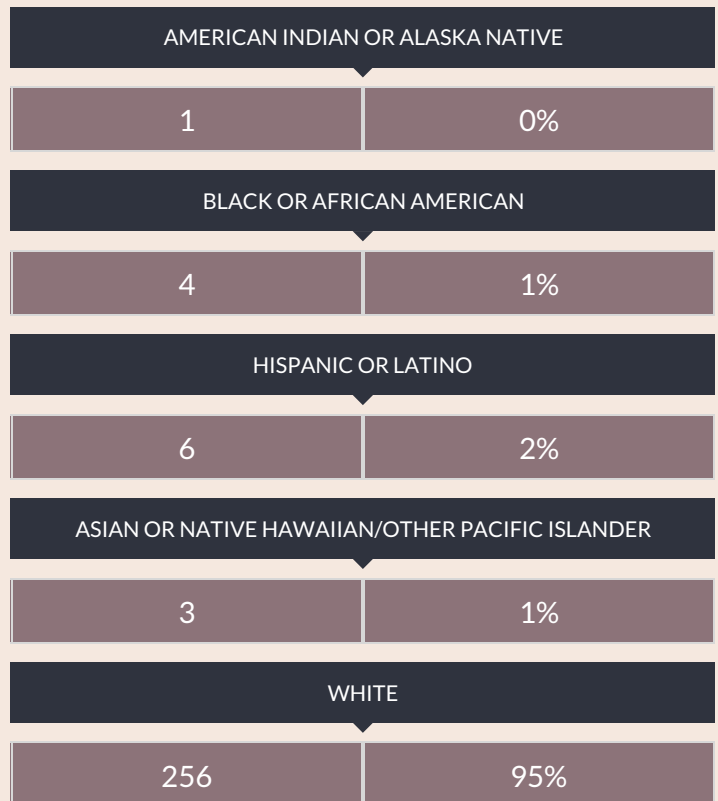
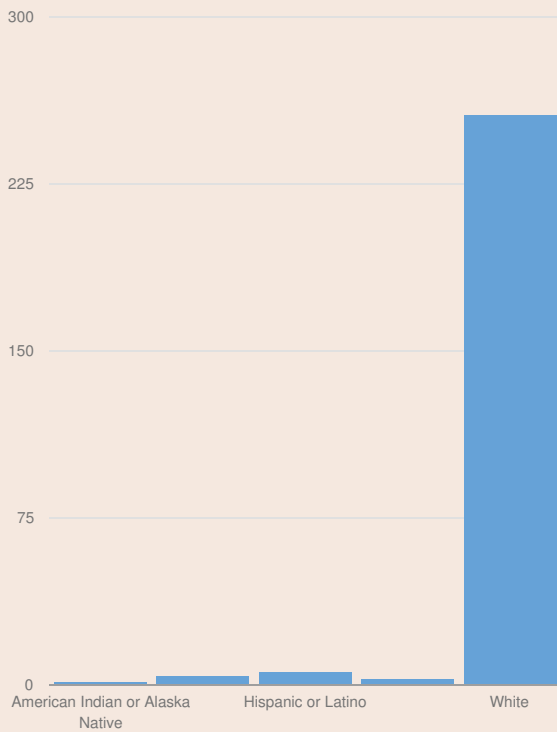
TOWN OF WEBB UFSD ENROLLMENT (2012 - 13)

K-12 Enrollment: 270

ENROLLMENT BY GENDER



ENROLLMENT BY ETHNICITY



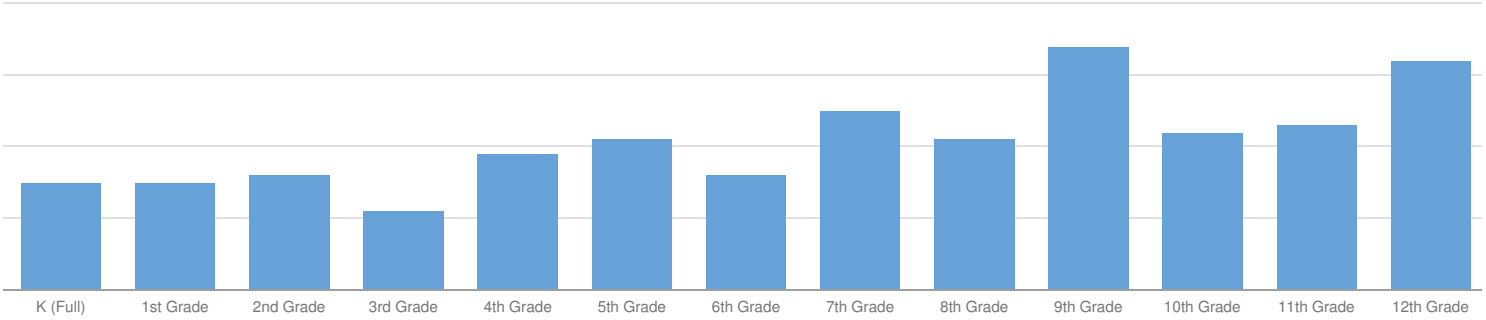
OTHER GROUPS

ENGLISH LANGUAGE LEARNERS	
—	—

STUDENTS WITH DISABILITIES	
34	13%

ECONOMICALLY DISADVANTAGED	
110	41%

ENROLLMENT BY GRADE



K (FULL DAY)

15	6%
----	----

1ST GRADE

15	6%
----	----

2ND GRADE

16	6%
----	----

3RD GRADE

11	4%
----	----

4TH GRADE

19	7%
----	----

5TH GRADE

21	8%
----	----

6TH GRADE

16	6%
----	----

7TH GRADE

25	9%
----	----

8TH GRADE

21	8%
----	----

9TH GRADE

34	13%
----	-----

10TH GRADE

22	8%
----	----

11TH GRADE

23	9%
----	----

12TH GRADE

32	12%
----	-----