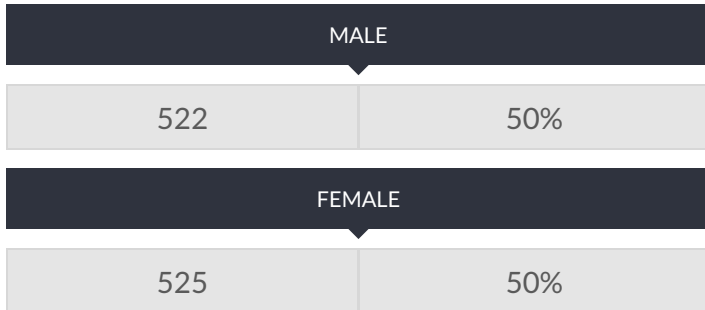


These enrollment data are collected as part of NYSED's Student Information Repository System (SIRS). These counts are as of "BEDS Day" which is typically the first Wednesday in October. Available are enrollment counts for public and charter school students by various demographics for the 2014 - 15 school year. For nonpublic school enrollment data please see the [Non-Public School Enrollment and Staff information](#) on our Information and Reporting Services webpage.

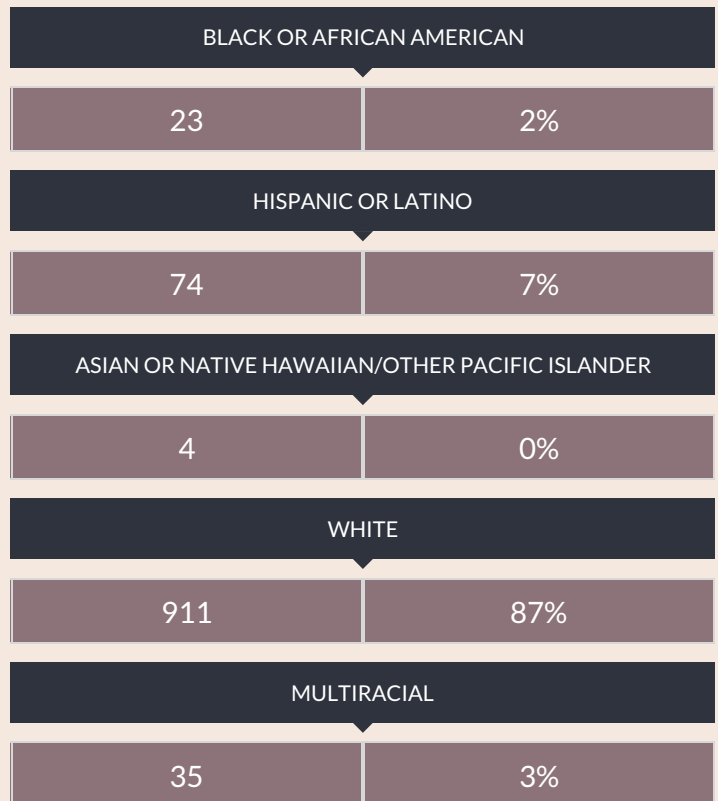
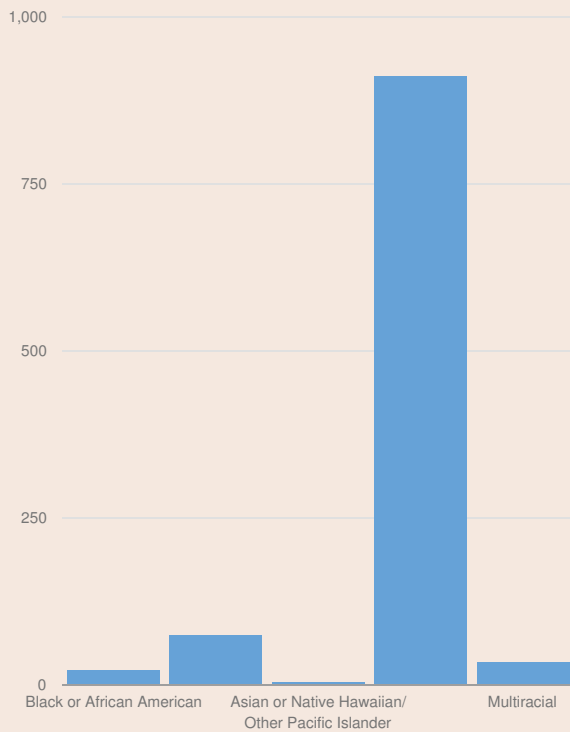
HOLLEY CSD ENROLLMENT (2014 - 15)

K-12 Enrollment: 1,047

ENROLLMENT BY GENDER



ENROLLMENT BY ETHNICITY



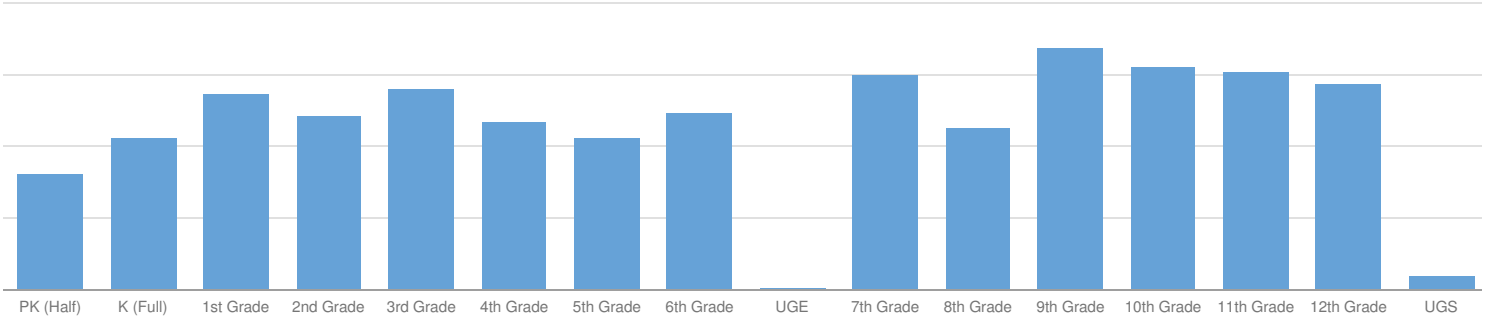
OTHER GROUPS

ENGLISH LANGUAGE LEARNERS	
9	1%

STUDENTS WITH DISABILITIES	
145	14%

ECONOMICALLY DISADVANTAGED	
608	58%

ENROLLMENT BY GRADE



PRE-K (HALF DAY)

49	4%
----	----

K (FULL DAY)

64	6%
----	----

1ST GRADE

82	7%
----	----

2ND GRADE

73	7%
----	----

3RD GRADE

84	8%
----	----

4TH GRADE

70	6%
----	----

5TH GRADE

64	6%
----	----

6TH GRADE

74	7%
----	----

UNGRADED ELEMENTARY

1	0%
---	----

7TH GRADE

90	8%
----	----

8TH GRADE

68	6%
----	----

9TH GRADE

101	9%
-----	----

10TH GRADE

93	8%
----	----

11TH GRADE

91	8%
----	----

12TH GRADE

86	8%
----	----

UNGRADED SECONDARY

6	1%
---	----