
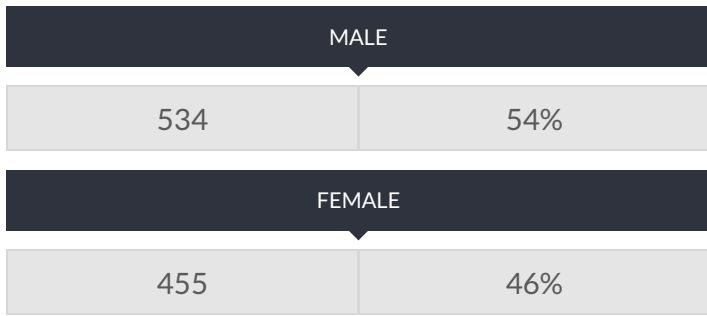
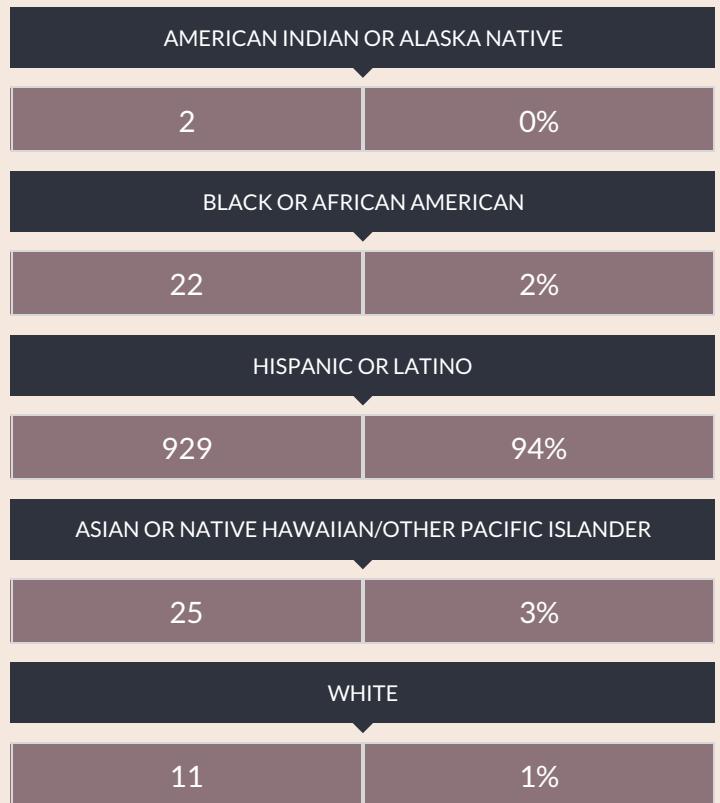


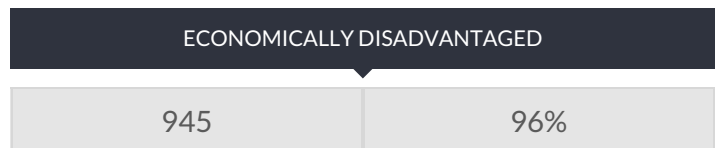
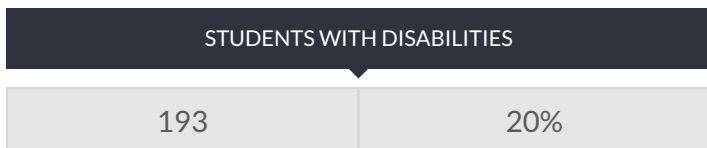
ENROLLMENT BY GENDER



ENROLLMENT BY ETHNICITY



OTHER GROUPS



ENROLLMENT BY GRADE

K (HALF DAY)	K (FULL DAY)	1ST GRADE	2ND GRADE
2 0%	89 9%	101 10%	103 10%
3RD GRADE	4TH GRADE	5TH GRADE	6TH GRADE
111 11%	83 8%	62 6%	73 7%
UNGRADED ELEMENTARY	7TH GRADE	8TH GRADE	9TH GRADE
5 1%	74 7%	61 6%	83 8%
10TH GRADE	11TH GRADE	12TH GRADE	UNGRADED SECONDARY
77 8%	35 4%	19 2%	11 1%

Data used to generate the Home Languages and the English Language Learners Breakdown tables differs from the rest of the report. Students included in the Home Languages and the English Language Learners Breakdown were those students who were identified as ELL during the school year. The rest of the report includes students who were ELL as of BEDS day.

HOME LANGUAGES

1	Spanish
2	English
3	Chinese
4	Creoles and Pidgins
5	Creoles and Pidgins, French-based

ENGLISH LANGUAGE LEARNERS BREAKDOWN

NEWCOMERS	DEVELOPING	LONG TERM	SIFE
695	302	172	0

