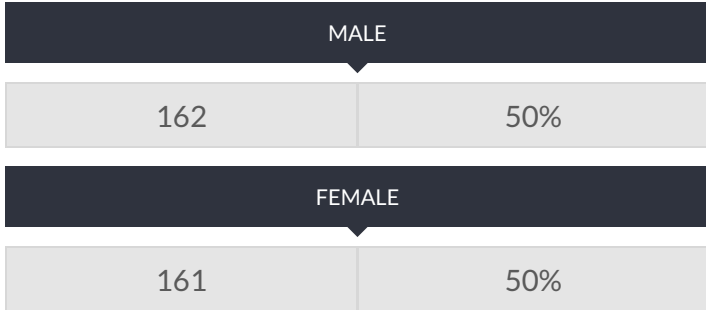


These enrollment data are collected as part of NYSED's Student Information Repository System (SIRS). These counts are as of "BEDS Day" which is typically the first Wednesday in October. Available are enrollment counts for public and charter school students by various demographics for the 2013 - 14 school year. For nonpublic school enrollment data please see the [Non-Public School Enrollment and Staff information](#) on our Information and Reporting Services webpage.

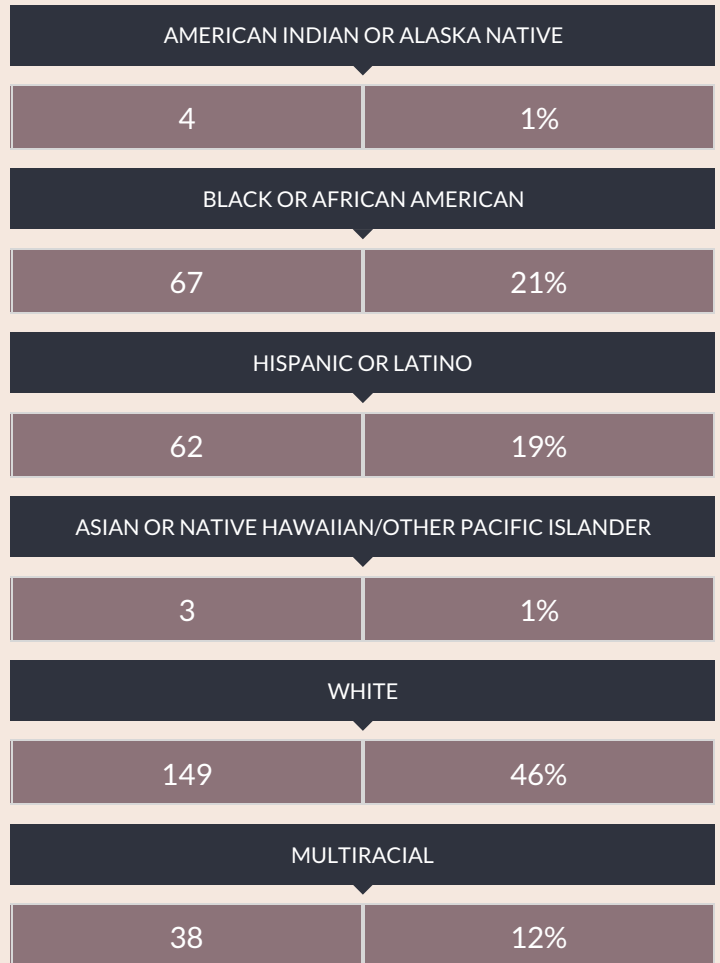
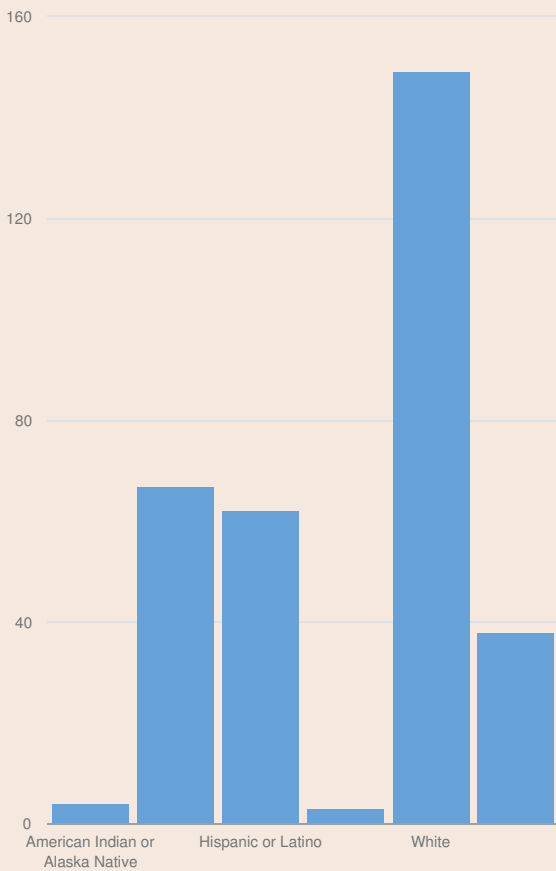
ELMWOOD VILLAGE CHARTER DAYS PARK ENROLLMENT (2013 - 14)

K-12 Enrollment: 323

ENROLLMENT BY GENDER



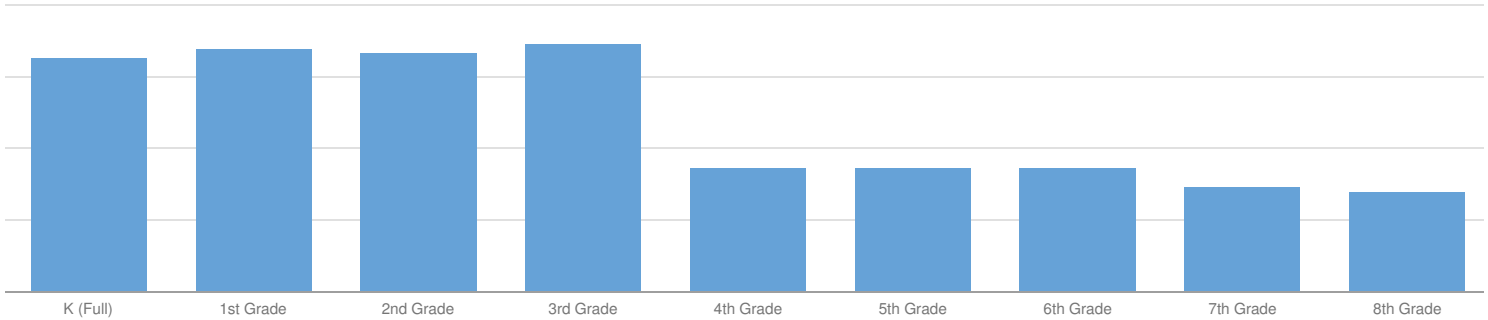
ENROLLMENT BY ETHNICITY



OTHER GROUPS

ENGLISH LANGUAGE LEARNERS		STUDENTS WITH DISABILITIES		ECONOMICALLY DISADVANTAGED	
5	2%	42	13%	152	47%

ENROLLMENT BY GRADE



K (FULL DAY)	1ST GRADE	2ND GRADE	3RD GRADE
49 15%	51 16%	50 15%	52 16%
4TH GRADE	5TH GRADE	6TH GRADE	7TH GRADE
26 8%	26 8%	26 8%	22 7%
8TH GRADE			
21 7%			

© COPYRIGHT NEW YORK STATE EDUCATION DEPARTMENT, ALL RIGHTS RESERVED.

THIS DOCUMENT WAS CREATED ON: OCTOBER 16, 2019, 12:42 AM EST