
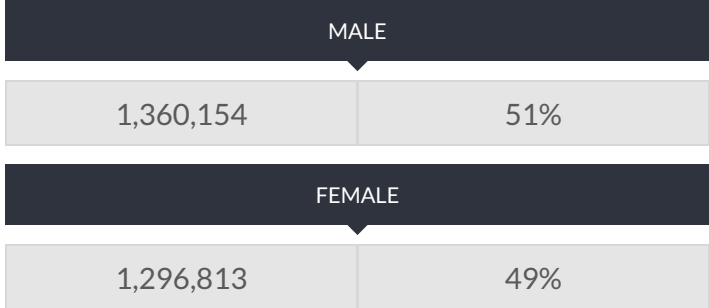


These enrollment data are collected as part of NYSED's Student Information Repository System (SIRS). These counts are as of "BEDS Day" which is typically the first Wednesday in October. Available are enrollment counts for public and charter school students by various demographics for the 2012 - 13 school year. For nonpublic school enrollment data please see the [Non-Public School Enrollment and Staff information](#) on our Information and Reporting Services webpage.

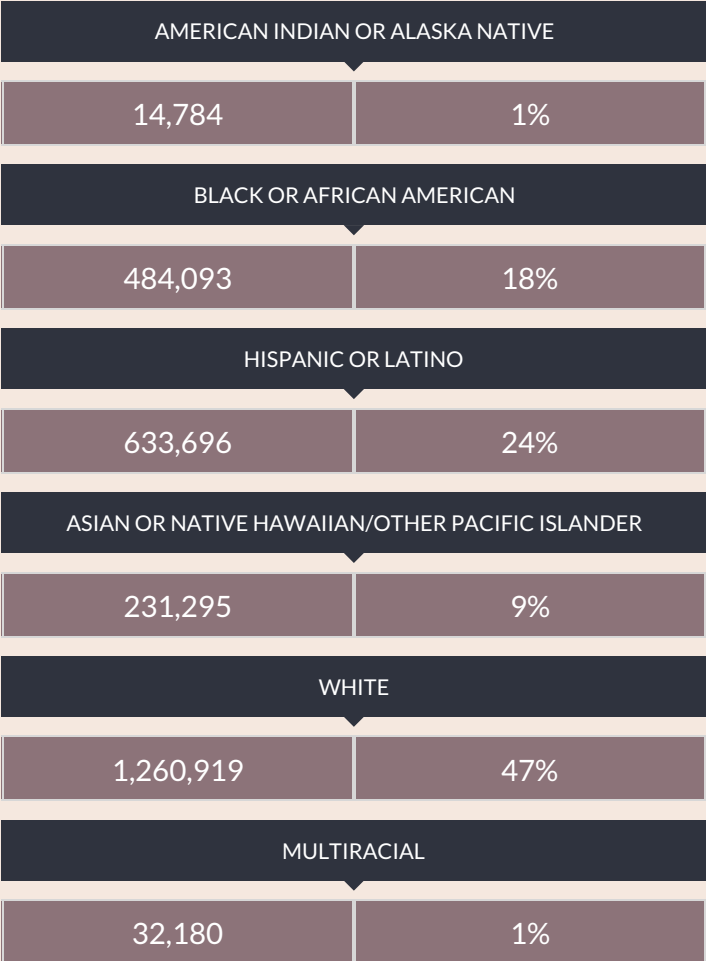
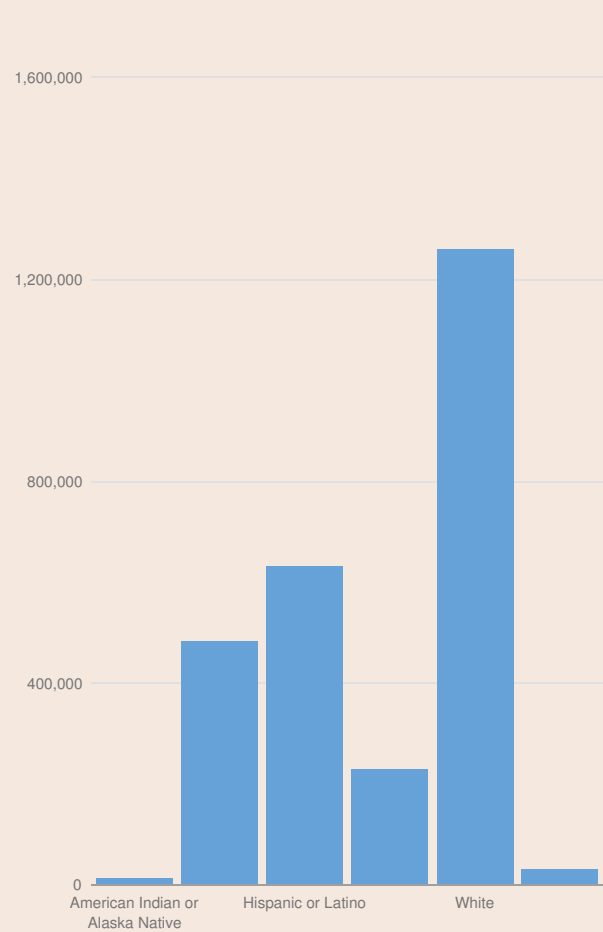
NY STATE PUBLIC SCHOOL ENROLLMENT (2012 - 13)

K-12 Enrollment: 2,656,967

ENROLLMENT BY GENDER



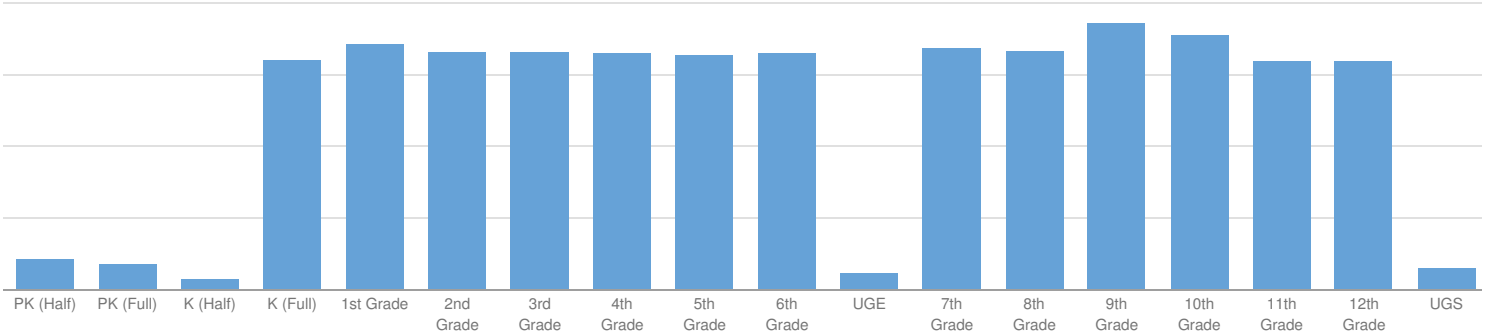
ENROLLMENT BY ETHNICITY



OTHER GROUPS

ENGLISH LANGUAGE LEARNERS		STUDENTS WITH DISABILITIES		ECONOMICALLY DISADVANTAGED	
214,154	8%	400,064	15%	1,435,844	54%

ENROLLMENT BY GRADE



PRE-K (HALF DAY)	PRE-K (FULL DAY)	K (HALF DAY)	K (FULL DAY)
26,163 1%	21,905 1%	10,177 0%	192,502 7%
1ST GRADE	2ND GRADE	3RD GRADE	4TH GRADE
205,892 8%	199,400 7%	198,933 7%	198,274 7%
5TH GRADE	6TH GRADE	UNGRADED ELEMENTARY	7TH GRADE
196,630 7%	198,397 7%	14,339 1%	202,420 7%
8TH GRADE	9TH GRADE	10TH GRADE	11TH GRADE
200,549 7%	223,829 8%	213,401 8%	192,172 7%
12TH GRADE	UNGRADED SECONDARY		
191,666 7%	18,386 1%		