


These enrollment data are collected as part of NYSED's Student Information Repository System (SIRS). These counts are as of "BEDS Day" which is typically the first Wednesday in October. Available are enrollment counts for public and charter school students by various demographics for the 2017 - 18 school year. For nonpublic school enrollment data please see the [Non-Public School Enrollment and Staff information](#) on our Information and Reporting Services webpage.

## NY STATE PUBLIC SCHOOL ENROLLMENT (2017 - 18)

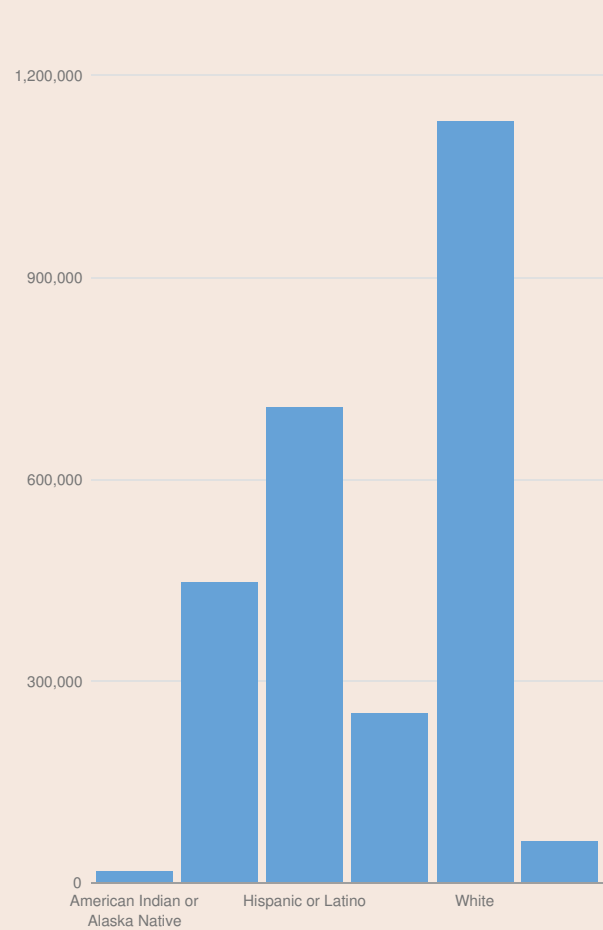
K-12 Enrollment: 2,622,879

### ENROLLMENT BY GENDER

MALE	
1,345,240	51%
FEMALE	
1,277,639	49%



### ENROLLMENT BY ETHNICITY

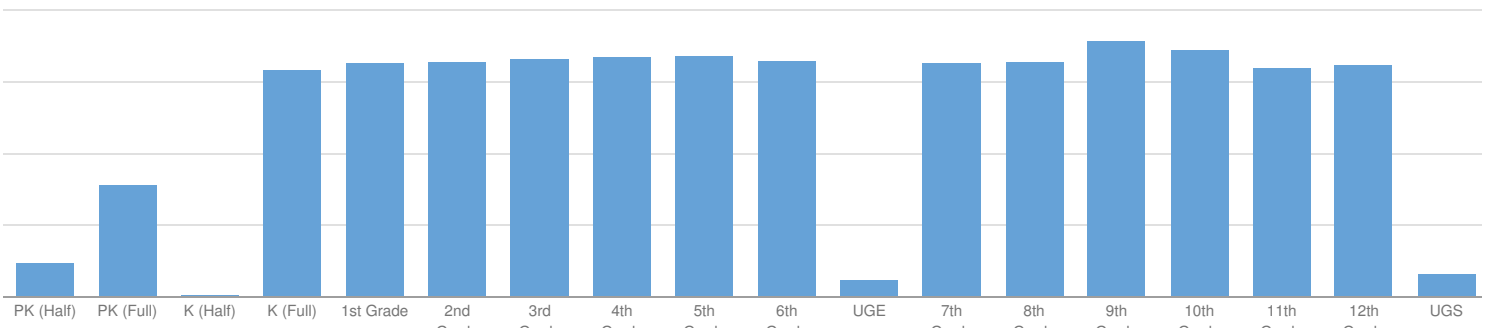


AMERICAN INDIAN OR ALASKA NATIVE	
18,105	1%
BLACK OR AFRICAN AMERICAN	
448,499	17%
HISPANIC OR LATINO	
708,319	27%
ASIAN OR NATIVE HAWAIIAN/OTHER PACIFIC ISLANDER	
252,191	10%
WHITE	
1,133,631	43%
MULTIRACIAL	
62,134	2%

# OTHER GROUPS

<b>ENGLISH LANGUAGE LEARNERS</b>		<b>STUDENTS WITH DISABILITIES</b>		<b>ECONOMICALLY DISADVANTAGED</b>			
243,323	9%	462,163	18%	1,513,633	58%		
<b>MIGRANT</b>		<b>HOMELESS</b>		<b>FOSTER CARE</b>		<b>PARENT IN ARMED FORCES</b>	
1,754	0%	125,463	5%	2,573	0%	6,035	0%

# ENROLLMENT BY GRADE



<b>PRE-K (HALF DAY)</b>	<b>PRE-K (FULL DAY)</b>	<b>K (HALF DAY)</b>	<b>K (FULL DAY)</b>
29,372   1%	94,597   3%	1,458   0%	190,807   7%
<b>1ST GRADE</b>	<b>2ND GRADE</b>	<b>3RD GRADE</b>	<b>4TH GRADE</b>
196,295   7%	197,212   7%	199,683   7%	201,020   7%
<b>5TH GRADE</b>	<b>6TH GRADE</b>	<b>UNGRADED ELEMENTARY</b>	<b>7TH GRADE</b>
202,295   7%	198,550   7%	14,803   1%	196,211   7%
<b>8TH GRADE</b>	<b>9TH GRADE</b>	<b>10TH GRADE</b>	<b>11TH GRADE</b>
196,964   7%	214,669   8%	207,309   8%	191,615   7%
<b>12TH GRADE</b>	<b>UNGRADED SECONDARY</b>		
194,557   7%	19,431   1%		