


These enrollment data are collected as part of NYSED's Student Information Repository System (SIRS). These counts are as of "BEDS Day" which is typically the first Wednesday in October. Available are enrollment counts for public and charter school students by various demographics for the 2017 - 18 school year. For nonpublic school enrollment data please see the [Non-Public School Enrollment and Staff information](#) on our Information and Reporting Services webpage.

## JHS 216 GEORGE J RYAN ENROLLMENT (2017 - 18)

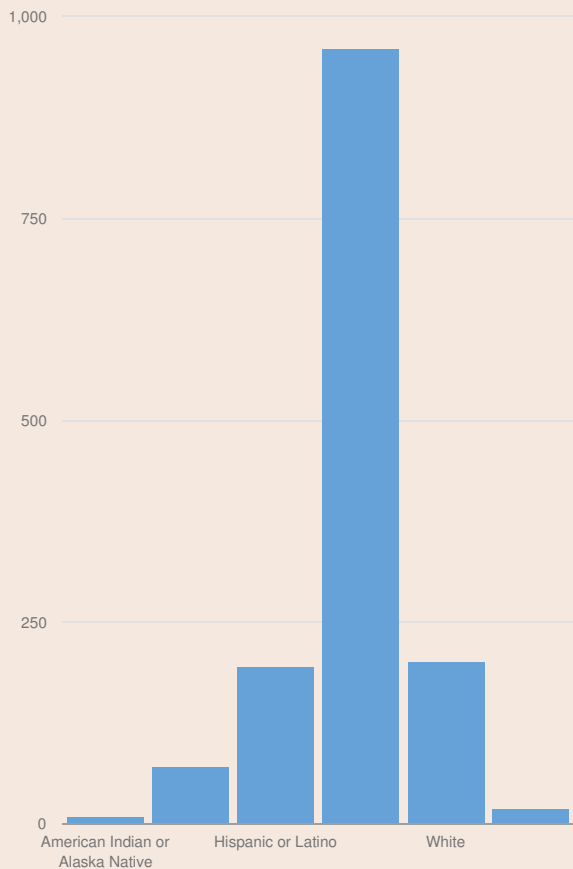
K-12 Enrollment: 1,458

### ENROLLMENT BY GENDER

MALE	
758	52%
FEMALE	
700	48%



### ENROLLMENT BY ETHNICITY

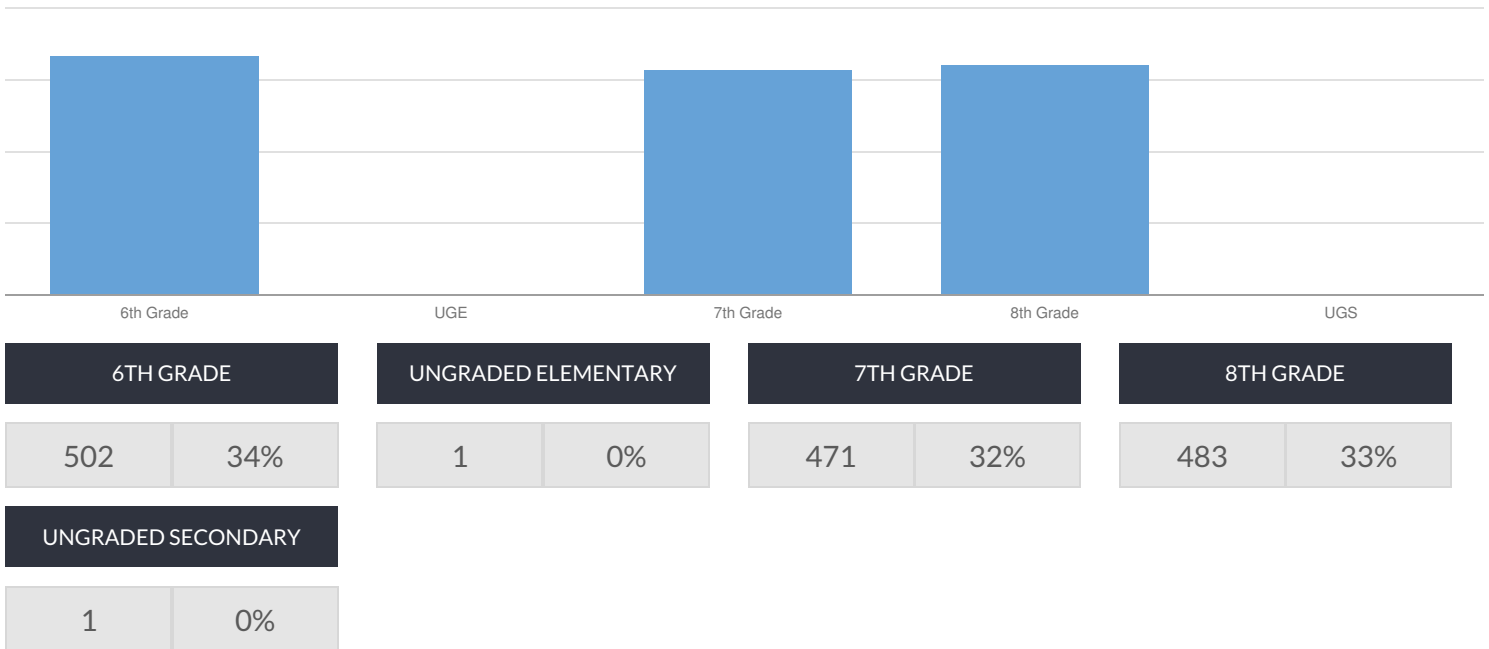


AMERICAN INDIAN OR ALASKA NATIVE	
10	1%
BLACK OR AFRICAN AMERICAN	
72	5%
HISPANIC OR LATINO	
195	13%
ASIAN OR NATIVE HAWAIIAN/OTHER PACIFIC ISLANDER	
960	66%
WHITE	
202	14%
MULTIRACIAL	
19	1%

## OTHER GROUPS

ENGLISH LANGUAGE LEARNERS		STUDENTS WITH DISABILITIES		ECONOMICALLY DISADVANTAGED			
91	6%	197	14%	1,000	69%		
MIGRANT		HOMELESS		FOSTER CARE		PARENT IN ARMED FORCES	
—	—	108	7%	—	—	—	—

## ENROLLMENT BY GRADE



© COPYRIGHT NEW YORK STATE EDUCATION DEPARTMENT, ALL RIGHTS RESERVED.

THIS DOCUMENT WAS CREATED ON: OCTOBER 23, 2019, 8:06 PM EST