
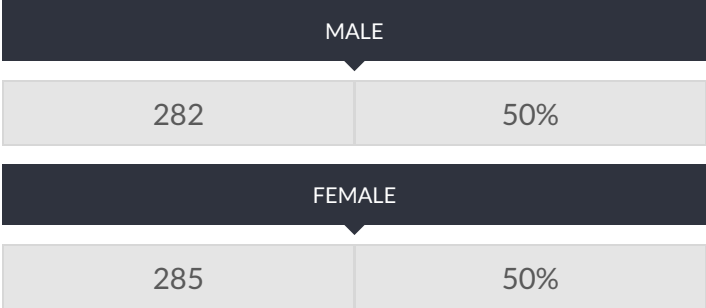


These enrollment data are collected as part of NYSED's Student Information Repository System (SIRS). These counts are as of "BEDS Day" which is typically the first Wednesday in October. Available are enrollment counts for public and charter school students by various demographics for the 2016 - 17 school year. For nonpublic school enrollment data please see the [Non-Public School Enrollment and Staff information](#) on our Information and Reporting Services webpage.

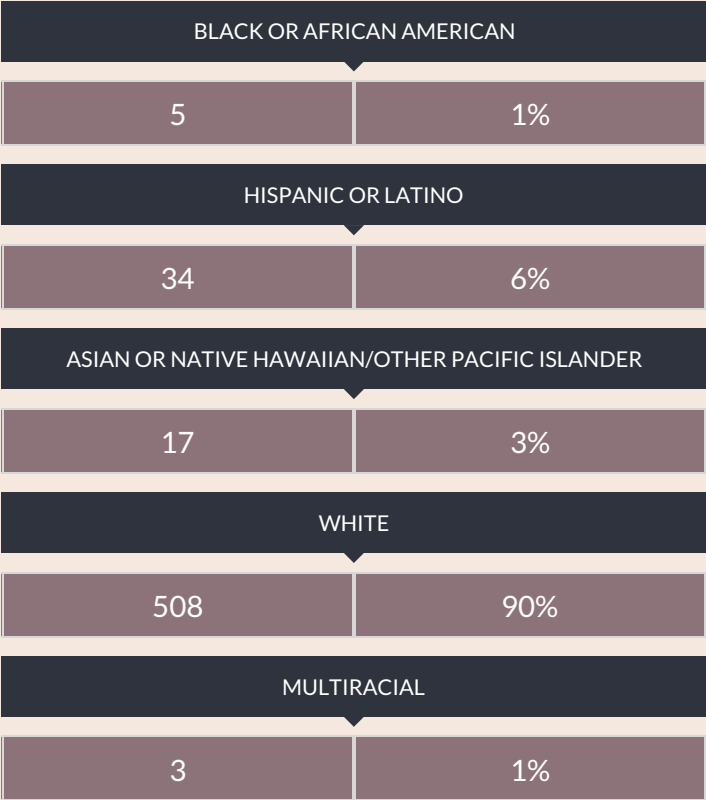
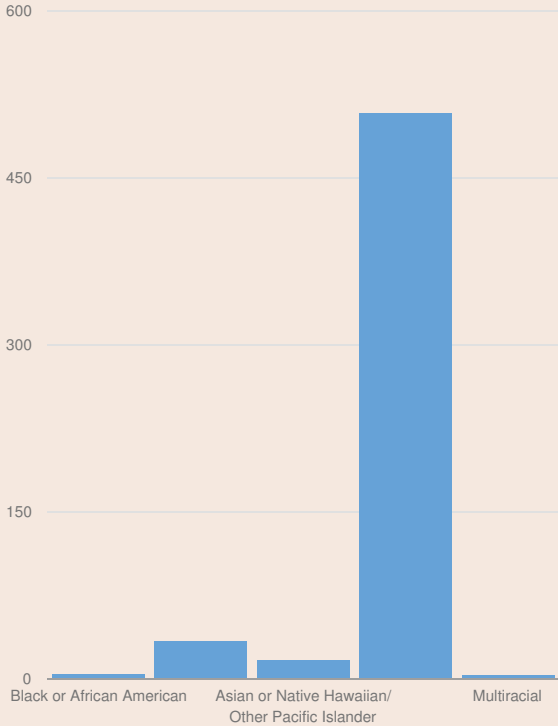
## ALBERT G PRODELL MIDDLE SCHOOL ENROLLMENT (2016 - 17)

K-12 Enrollment: 567

### ENROLLMENT BY GENDER



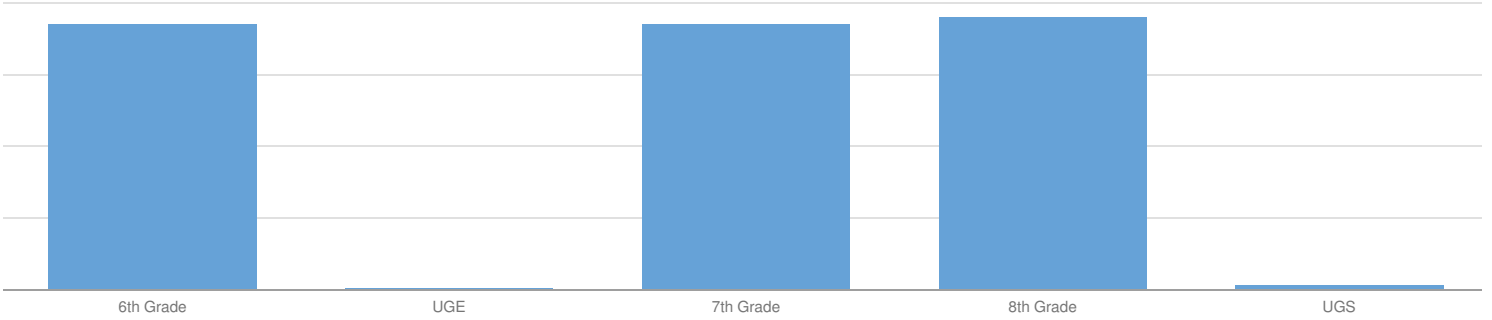
### ENROLLMENT BY ETHNICITY



## OTHER GROUPS

ENGLISH LANGUAGE LEARNERS		STUDENTS WITH DISABILITIES		ECONOMICALLY DISADVANTAGED	
6	1%	109	19%	31	5%

## ENROLLMENT BY GRADE



6TH GRADE		UNGRADED ELEMENTARY		7TH GRADE		8TH GRADE	
186	33%	1	0%	186	33%	190	34%
UNGRADED SECONDARY							
4	1%						

© COPYRIGHT NEW YORK STATE EDUCATION DEPARTMENT, ALL RIGHTS RESERVED.

THIS DOCUMENT WAS CREATED ON: SEPTEMBER 24, 2019, 4:56 AM EST