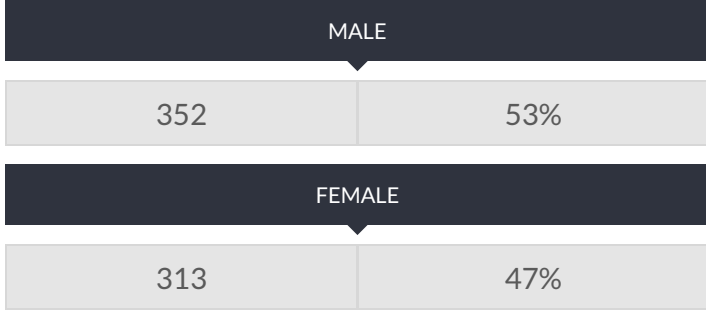


These enrollment data are collected as part of NYSED's Student Information Repository System (SIRS). These counts are as of "BEDS Day" which is typically the first Wednesday in October. Available are enrollment counts for public and charter school students by various demographics for the 2017 - 18 school year. For nonpublic school enrollment data please see the [Non-Public School Enrollment and Staff information](#) on our Information and Reporting Services webpage.

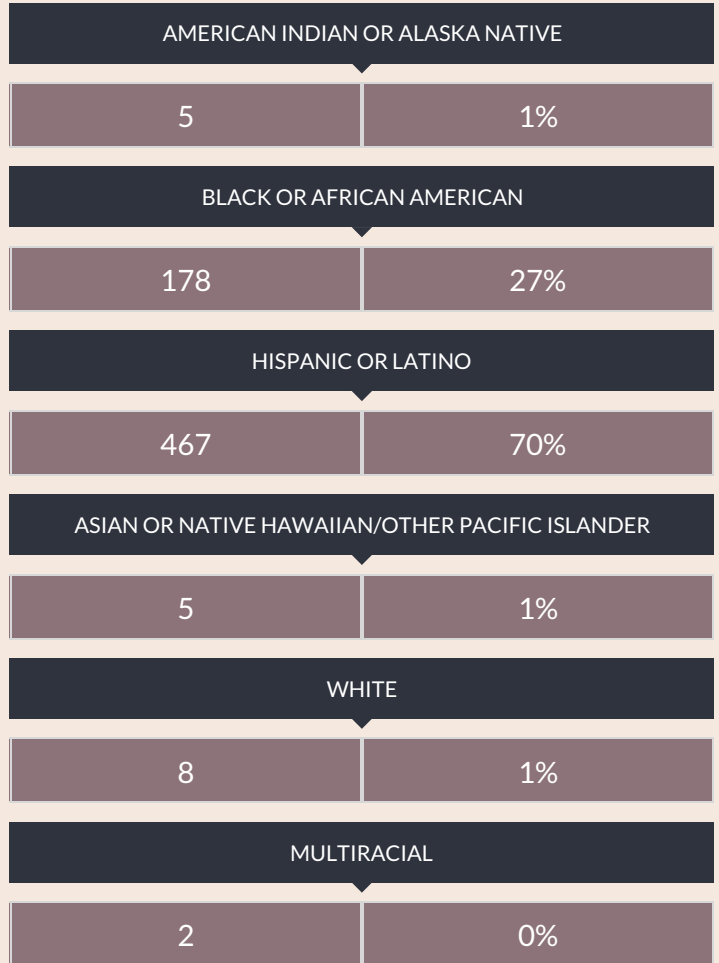
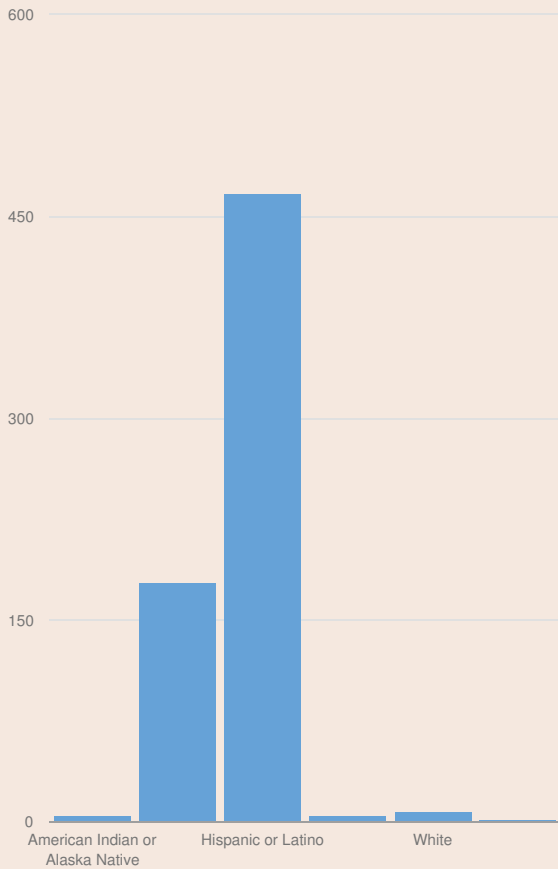
PS 35 FRANZ SIEGEL ENROLLMENT (2017 - 18)

K-12 Enrollment: 665

ENROLLMENT BY GENDER



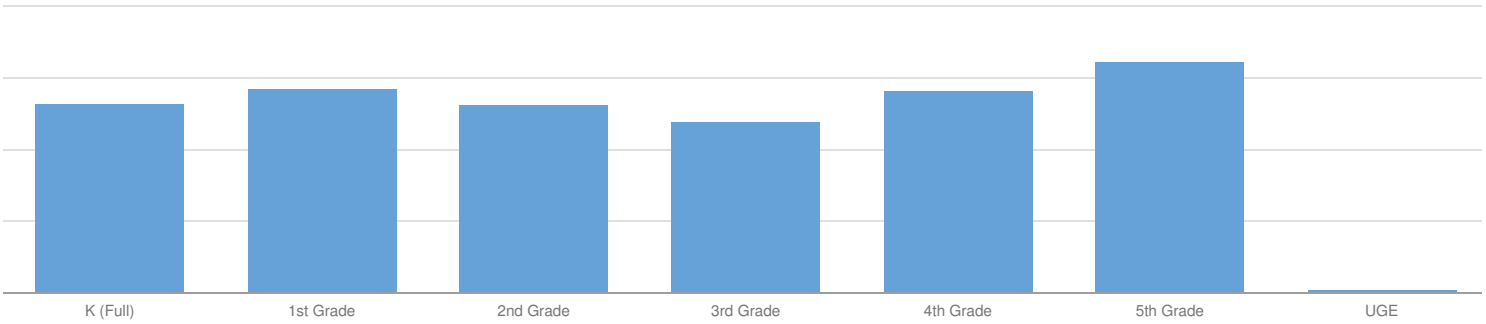
ENROLLMENT BY ETHNICITY



OTHER GROUPS

ENGLISH LANGUAGE LEARNERS		STUDENTS WITH DISABILITIES		ECONOMICALLY DISADVANTAGED			
182	27%	153	23%	607	91%		
MIGRANT		HOMELESS		FOSTER CARE		PARENT IN ARMED FORCES	
—	—	105	16%	—	—	—	—

ENROLLMENT BY GRADE



K (FULL DAY)		1ST GRADE		2ND GRADE		3RD GRADE	
106	16%	114	17%	105	16%	96	14%
4TH GRADE		5TH GRADE		UNGRADED ELEMENTARY			
113	17%	129	19%	2	0%		

© COPYRIGHT NEW YORK STATE EDUCATION DEPARTMENT, ALL RIGHTS RESERVED.

THIS DOCUMENT WAS CREATED ON: OCTOBER 16, 2019, 8:51 PM EST