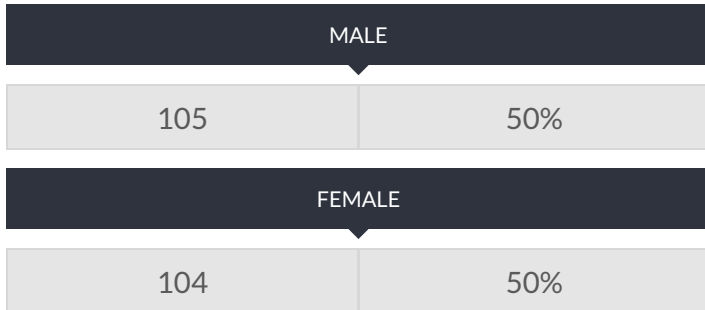


These enrollment data are collected as part of NYSED's Student Information Repository System (SIRS). These counts are as of "BEDS Day" which is typically the first Wednesday in October. Available are enrollment counts for public and charter school students by various demographics for the 2017 - 18 school year. For nonpublic school enrollment data please see the [Non-Public School Enrollment and Staff information](#) on our Information and Reporting Services webpage.

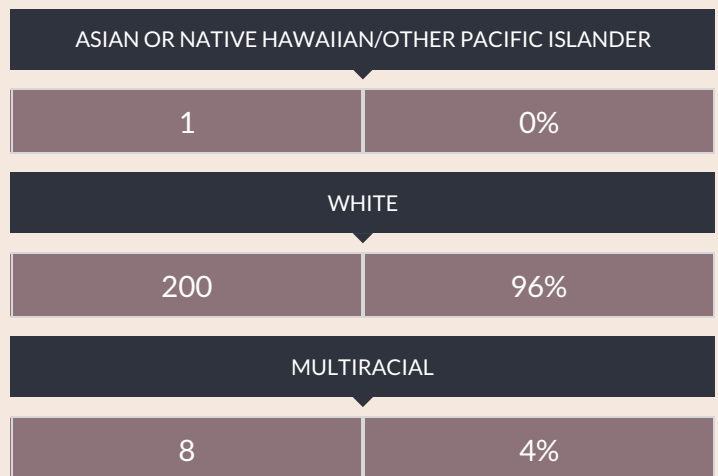
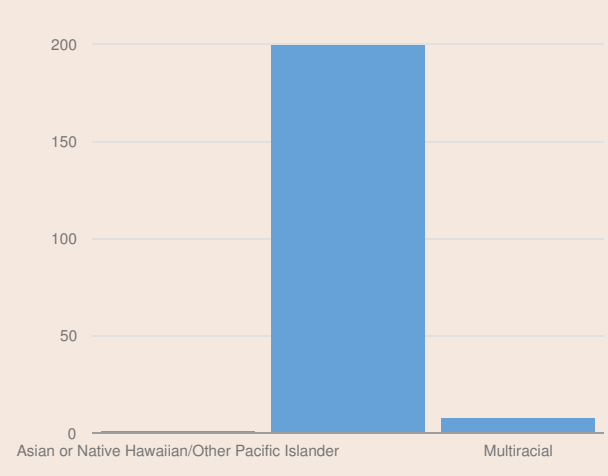
## WESTPORT CSD ENROLLMENT (2017 - 18)

K-12 Enrollment: 209

### ENROLLMENT BY GENDER



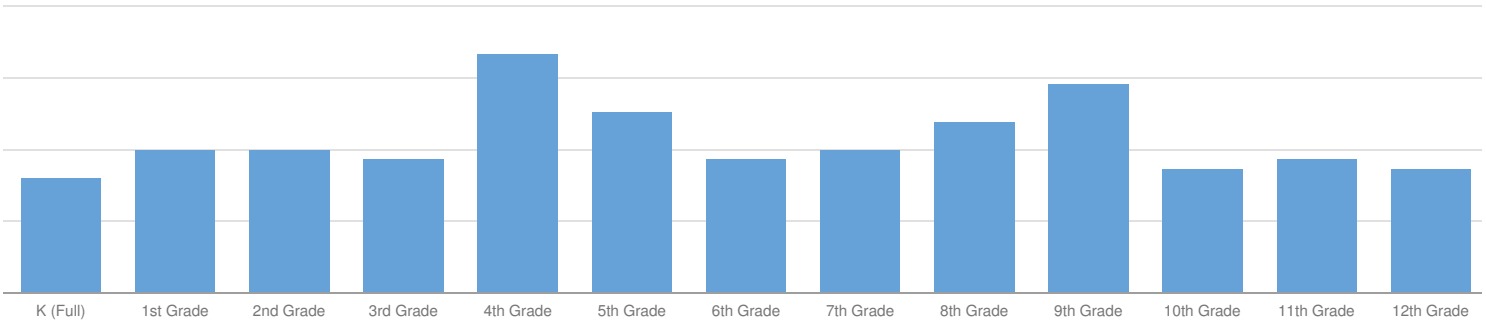
### ENROLLMENT BY ETHNICITY



# OTHER GROUPS

ENGLISH LANGUAGE LEARNERS		STUDENTS WITH DISABILITIES		ECONOMICALLY DISADVANTAGED			
—	—	28	13%	96	46%		
MIGRANT		HOMELESS		FOSTER CARE		PARENT IN ARMED FORCES	
—	—	—	—	—	—	—	—

# ENROLLMENT BY GRADE



K (FULL DAY)	12	6%	1ST GRADE	15	7%	2ND GRADE	15	7%	3RD GRADE	14	7%
4TH GRADE	25	12%	5TH GRADE	19	9%	6TH GRADE	14	7%	7TH GRADE	15	7%
8TH GRADE	18	9%	9TH GRADE	22	11%	10TH GRADE	13	6%	11TH GRADE	14	7%
12TH GRADE	13	6%									