


These enrollment data are collected as part of NYSED's Student Information Repository System (SIRS). These counts are as of "BEDS Day" which is typically the first Wednesday in October. Available are enrollment counts for public and charter school students by various demographics for the 2017 - 18 school year. For nonpublic school enrollment data please see the [Non-Public School Enrollment and Staff information](#) on our Information and Reporting Services webpage.

NY STATE PUBLIC SCHOOL ENROLLMENT (2017 - 18)

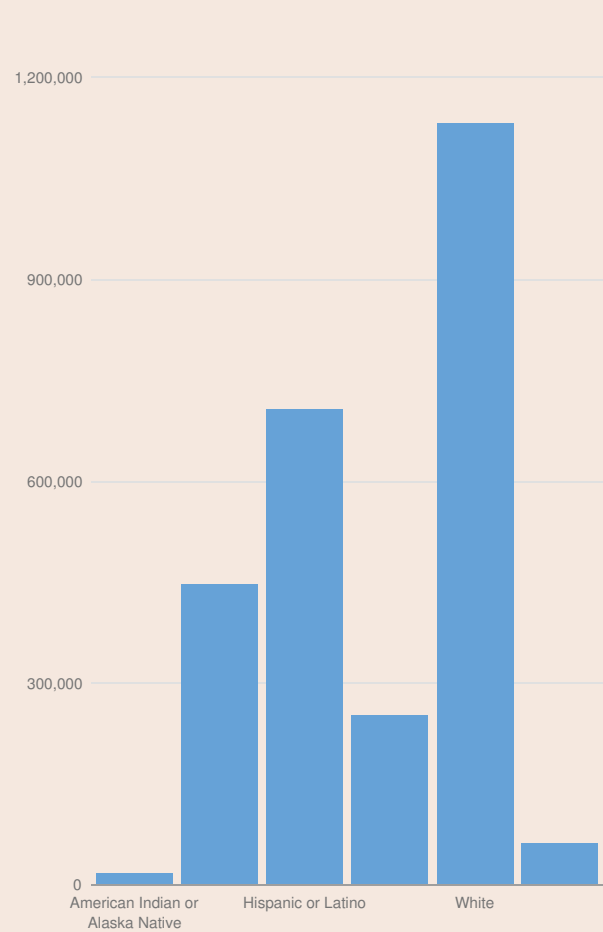
K-12 Enrollment: 2,622,879

ENROLLMENT BY GENDER

MALE	
1,345,240	51%
FEMALE	
1,277,639	49%



ENROLLMENT BY ETHNICITY

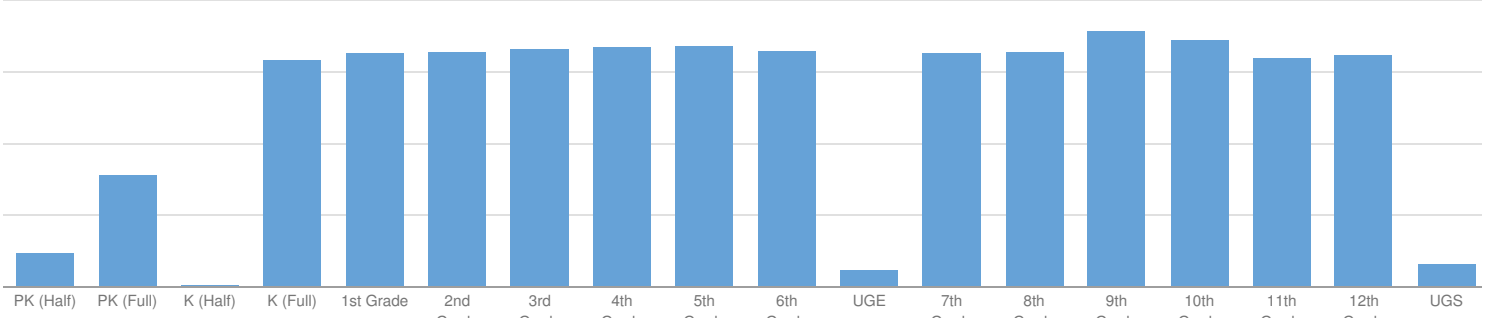


AMERICAN INDIAN OR ALASKA NATIVE	
18,105	1%
BLACK OR AFRICAN AMERICAN	
448,499	17%
HISPANIC OR LATINO	
708,319	27%
ASIAN OR NATIVE HAWAIIAN/OTHER PACIFIC ISLANDER	
252,191	10%
WHITE	
1,133,631	43%
MULTIRACIAL	
62,134	2%

OTHER GROUPS

ENGLISH LANGUAGE LEARNERS		STUDENTS WITH DISABILITIES		ECONOMICALLY DISADVANTAGED			
243,323	9%	462,163	18%	1,513,633	58%		
MIGRANT		HOMELESS		FOSTER CARE		PARENT IN ARMED FORCES	
1,754	0%	125,463	5%	2,573	0%	6,035	0%

ENROLLMENT BY GRADE



PRE-K (HALF DAY)	PRE-K (FULL DAY)	K (HALF DAY)	K (FULL DAY)
29,372 1%	94,597 3%	1,458 0%	190,807 7%
1ST GRADE	2ND GRADE	3RD GRADE	4TH GRADE
196,295 7%	197,212 7%	199,683 7%	201,020 7%
5TH GRADE	6TH GRADE	UNGRADED ELEMENTARY	7TH GRADE
202,295 7%	198,550 7%	14,803 1%	196,211 7%
8TH GRADE	9TH GRADE	10TH GRADE	11TH GRADE
196,964 7%	214,669 8%	207,309 8%	191,615 7%
12TH GRADE	UNGRADED SECONDARY		
194,557 7%	19,431 1%		