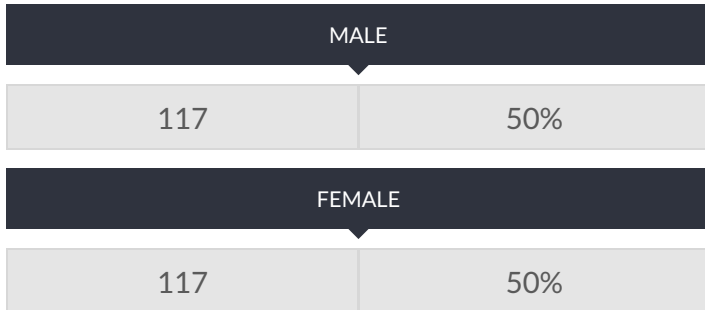


These enrollment data are collected as part of NYSED's Student Information Repository System (SIRS). These counts are as of "BEDS Day" which is typically the first Wednesday in October. Available are enrollment counts for public and charter school students by various demographics for the 2015 - 16 school year. For nonpublic school enrollment data please see the [Non-Public School Enrollment and Staff information](#) on our Information and Reporting Services webpage.

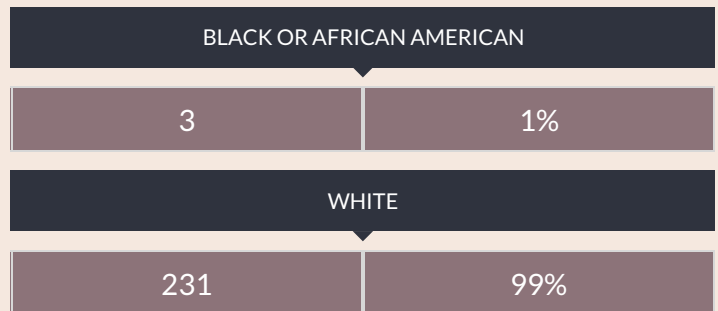
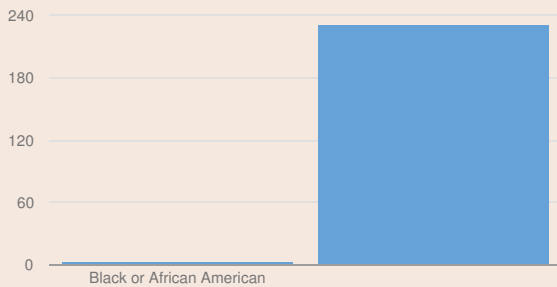
AUSABLE FORKS ELEMENTARY SCHOOL ENROLLMENT (2015 - 16)

K-12 Enrollment: 234

ENROLLMENT BY GENDER



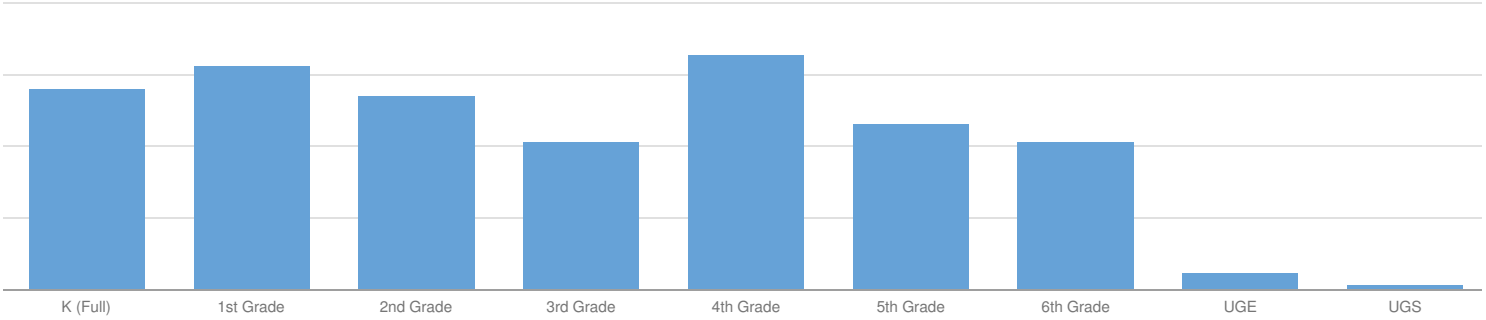
ENROLLMENT BY ETHNICITY



OTHER GROUPS

ENGLISH LANGUAGE LEARNERS		STUDENTS WITH DISABILITIES		ECONOMICALLY DISADVANTAGED	
—	—	39	17%	115	49%

ENROLLMENT BY GRADE



K (FULL DAY)	1ST GRADE	2ND GRADE	3RD GRADE
35 15%	39 17%	34 15%	26 11%
4TH GRADE	5TH GRADE	6TH GRADE	UNGRADED ELEMENTARY
41 18%	29 12%	26 11%	3 1%
UNGRADED SECONDARY			
1 0%			

© COPYRIGHT NEW YORK STATE EDUCATION DEPARTMENT, ALL RIGHTS RESERVED.

THIS DOCUMENT WAS CREATED ON: JUNE 15, 2019, 11:44 PM EST