
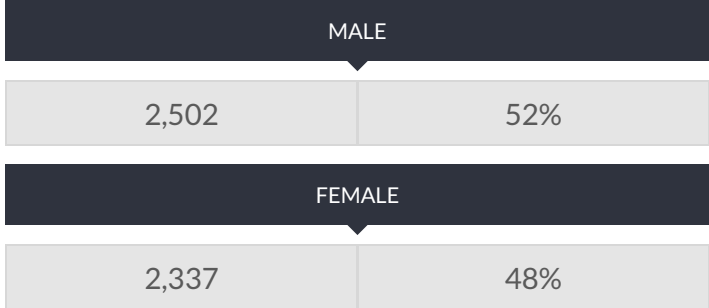


These enrollment data are collected as part of NYSED's Student Information Repository System (SIRS). These counts are as of "BEDS Day" which is typically the first Wednesday in October. Available are enrollment counts for public and charter school students by various demographics for the 2014 - 15 school year. For nonpublic school enrollment data please see the [Non-Public School Enrollment and Staff information](#) on our Information and Reporting Services webpage.

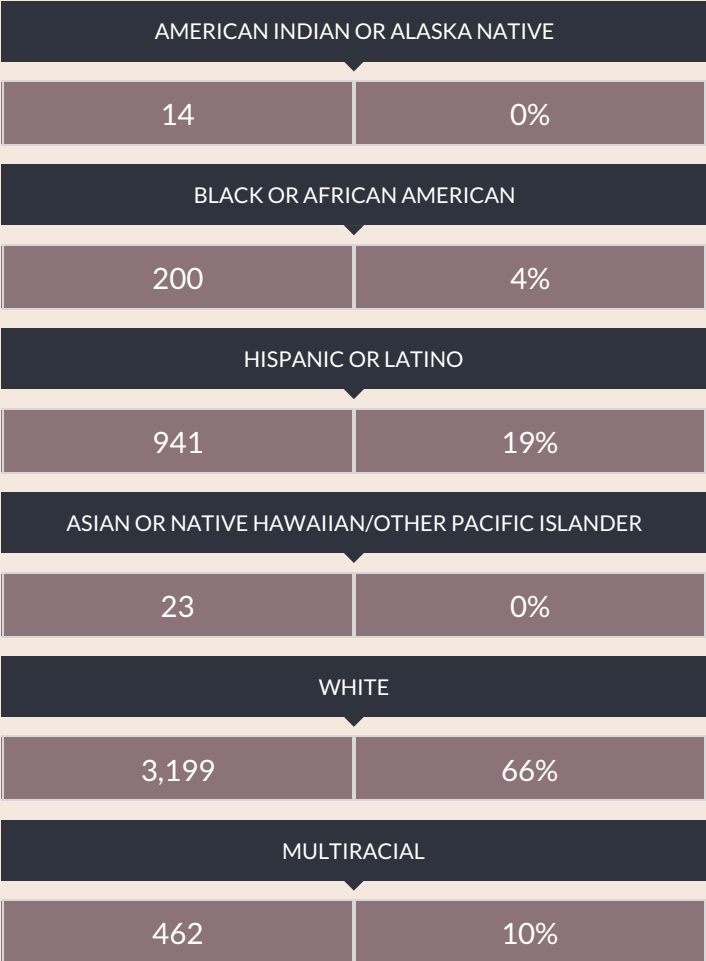
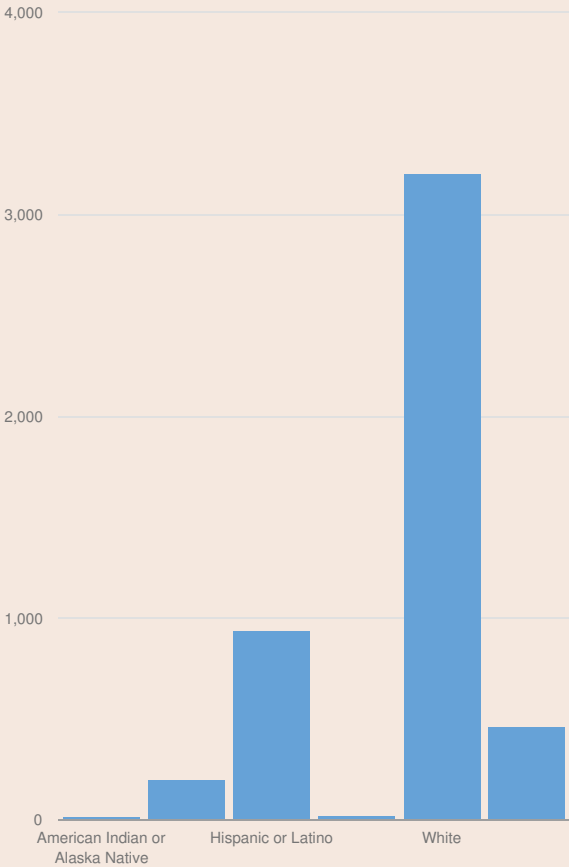
JAMESTOWN CITY SCHOOL DISTRICT ENROLLMENT (2014 - 15)

K-12 Enrollment: 4,839

ENROLLMENT BY GENDER



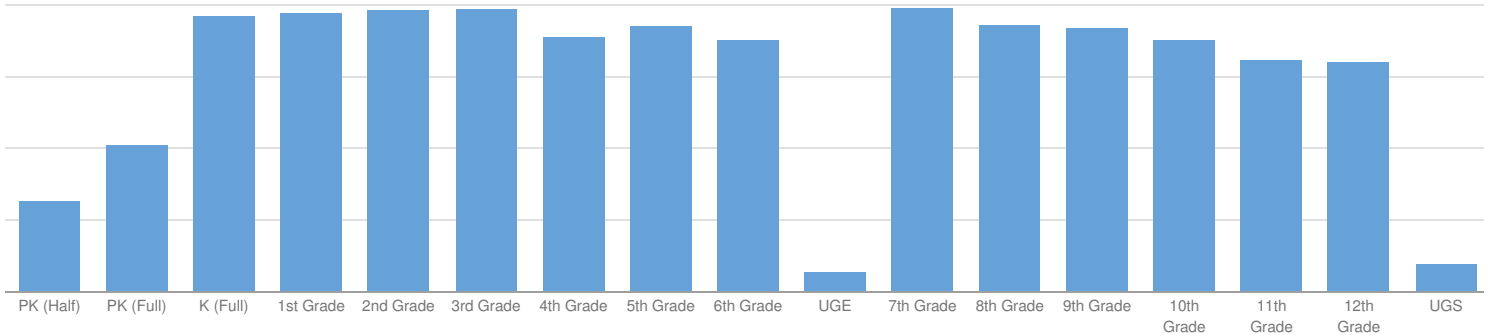
ENROLLMENT BY ETHNICITY



OTHER GROUPS

ENGLISH LANGUAGE LEARNERS		STUDENTS WITH DISABILITIES		ECONOMICALLY DISADVANTAGED	
216	4%	586	12%	3,527	73%

ENROLLMENT BY GRADE



PRE-K (HALF DAY)	PRE-K (FULL DAY)	K (FULL DAY)	1ST GRADE
126 2%	206 4%	385 7%	389 8%
2ND GRADE	3RD GRADE	4TH GRADE	5TH GRADE
392 8%	395 8%	356 7%	371 7%
6TH GRADE	UNGRADED ELEMENTARY	7TH GRADE	8TH GRADE
351 7%	28 1%	396 8%	373 7%
9TH GRADE	10TH GRADE	11TH GRADE	12TH GRADE
368 7%	352 7%	323 6%	321 6%
UNGRADED SECONDARY			
39 1%			