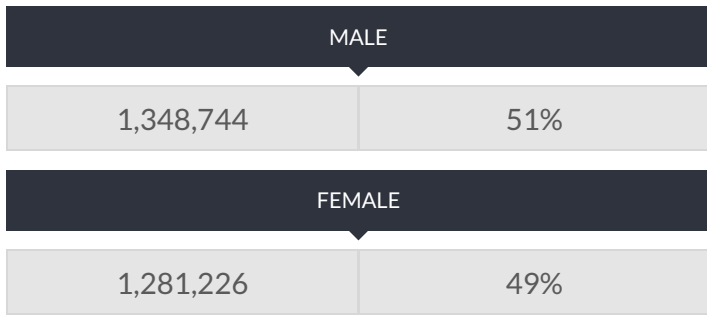
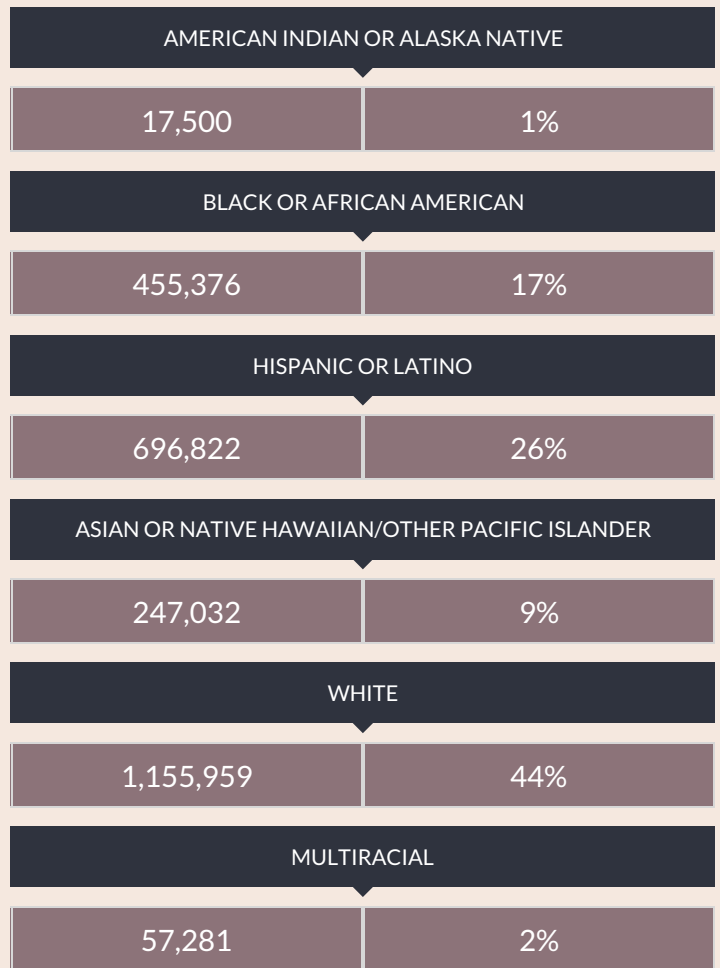


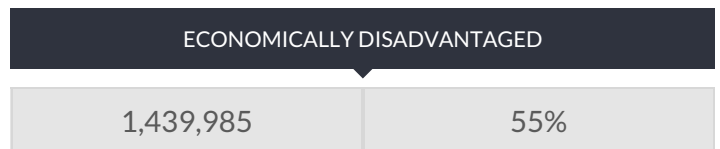
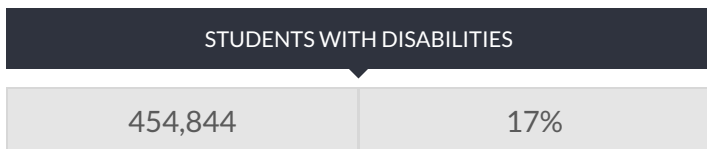
ENROLLMENT BY GENDER



ENROLLMENT BY ETHNICITY



OTHER GROUPS



ENROLLMENT BY GRADE

PRE-K (HALF DAY)	PRE-K (FULL DAY)	K (HALF DAY)	K (FULL DAY)
29,630 1%	93,051 4%	1,970 0%	191,352 7%
1ST GRADE	2ND GRADE	3RD GRADE	4TH GRADE
198,942 8%	201,213 8%	201,950 8%	202,160 8%
5TH GRADE	6TH GRADE	UNGRADED ELEMENTARY	7TH GRADE
199,110 8%	195,946 7%	15,307 1%	196,512 7%
8TH GRADE	9TH GRADE	10TH GRADE	11TH GRADE
198,278 8%	214,886 8%	208,306 8%	194,119 7%
12TH GRADE	UNGRADED SECONDARY		
190,645 7%	19,274 1%		

Data used to generate the Home Languages and the English Language Learners Breakdown tables differs from the rest of the report. Students included in the Home Languages and the English Language Learners Breakdown were those students who were identified as ELL during the school year. The rest of the report includes students who were ELL as of BEDS day.

HOME LANGUAGES

1	Spanish
2	Yoruba
3	Fulah
4	Haitian Creole
5	Ewe

ENGLISH LANGUAGE LEARNERS BREAKDOWN

NEWCOMERS	DEVELOPING	LONG TERM	SIFE
-----------	------------	-----------	------

29

0

0

0

© COPYRIGHT NEW YORK STATE EDUCATION DEPARTMENT, ALL RIGHTS RESERVED.

THIS DOCUMENT WAS CREATED ON: OCTOBER 22, 2019, 5:32 AM EST