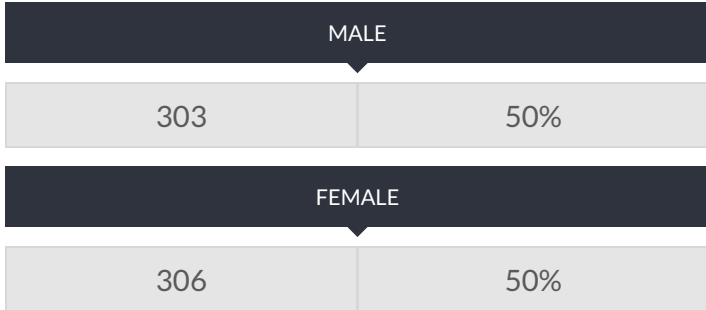


These enrollment data are collected as part of NYSED's Student Information Repository System (SIRS). These counts are as of "BEDS Day" which is typically the first Wednesday in October. Available are enrollment counts for public and charter school students by various demographics for the 2017 - 18 school year. For nonpublic school enrollment data please see the [Non-Public School Enrollment and Staff information](#) on our Information and Reporting Services webpage.

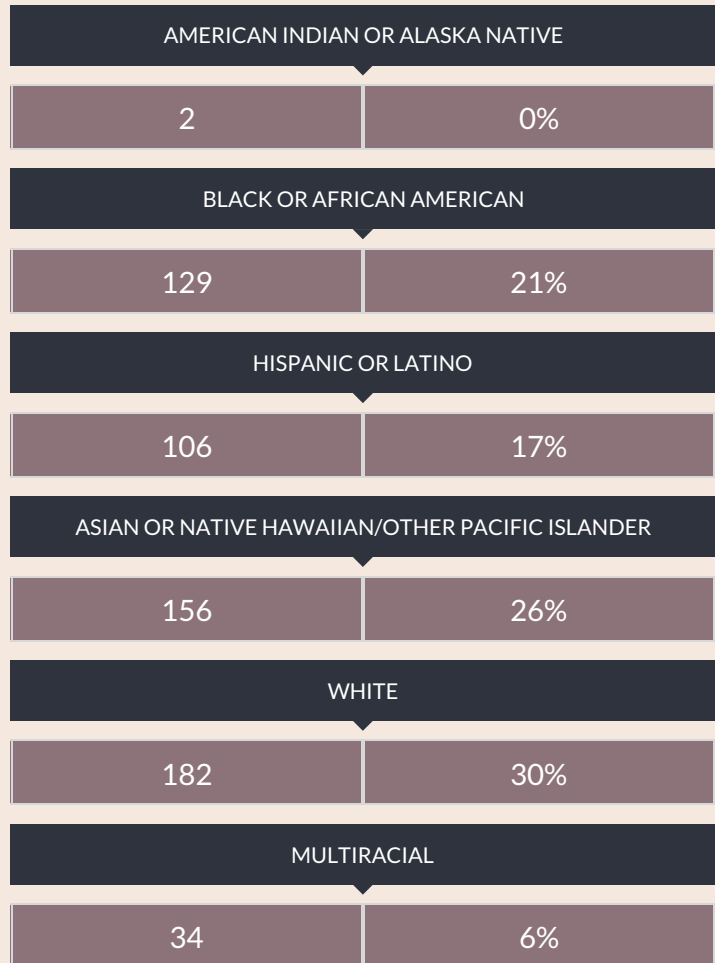
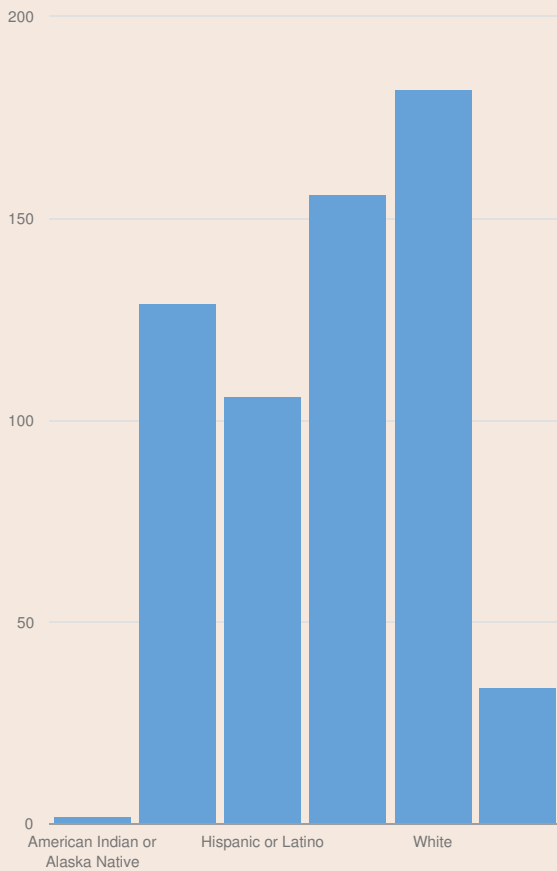
ROSCOE CONKLING ELEMENTARY SCHOOL ENROLLMENT (2017 - 18)

K-12 Enrollment: 609

ENROLLMENT BY GENDER



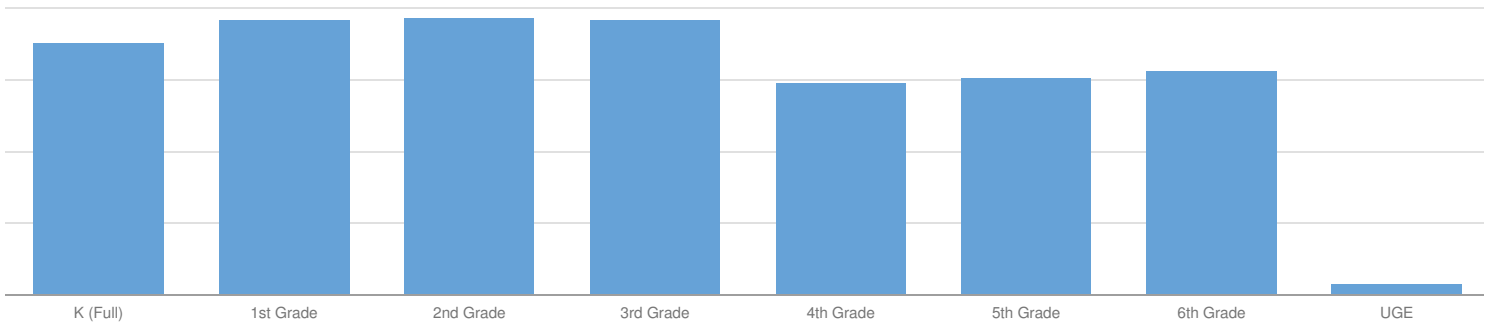
ENROLLMENT BY ETHNICITY



OTHER GROUPS

ENGLISH LANGUAGE LEARNERS		STUDENTS WITH DISABILITIES		ECONOMICALLY DISADVANTAGED			
141	23%	66	11%	542	89%		
MIGRANT		HOMELESS		FOSTER CARE		PARENT IN ARMED FORCES	
—	—	6	1%	—	—	—	—

ENROLLMENT BY GRADE



K (FULL DAY)		1ST GRADE		2ND GRADE		3RD GRADE	
88	14%	96	16%	97	16%	96	16%
4TH GRADE		5TH GRADE		6TH GRADE		UNGRADED ELEMENTARY	
74	12%	76	12%	78	13%	4	1%

© COPYRIGHT NEW YORK STATE EDUCATION DEPARTMENT, ALL RIGHTS RESERVED.

THIS DOCUMENT WAS CREATED ON: OCTOBER 13, 2019, 8:51 PM EST