

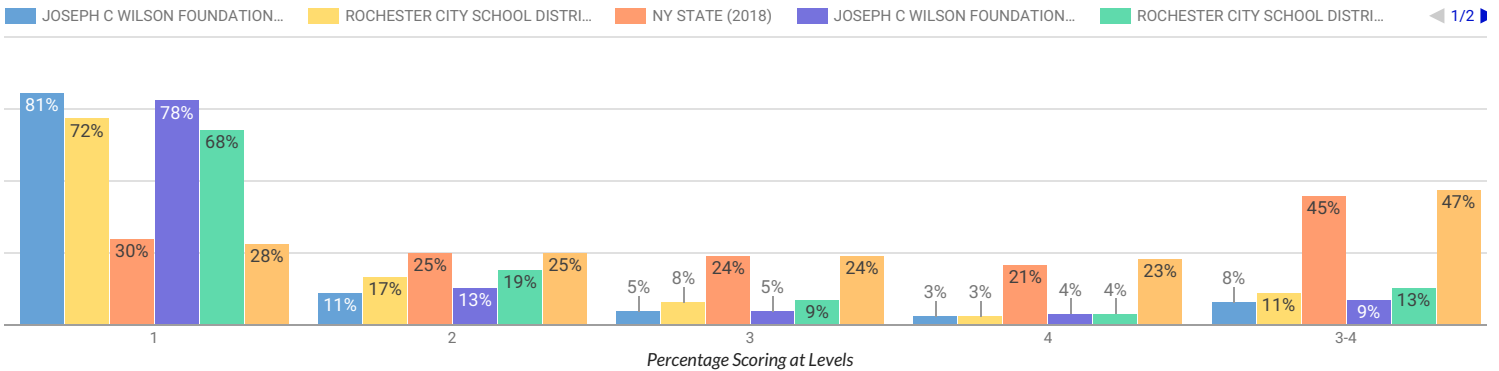
# JOSEPH C WILSON FOUNDATION ACADEMY GRADES 3-8 MATHEMATICS ASSESSMENT DATA

The grades 3-8 English Language Arts (ELA) and mathematics assessments measure the higher learning standards that were adopted by the State Board of Regents in 2010, which more accurately reflect students' progress toward college and career readiness. Data are available statewide and at the county, district, and school level.

Data available on this site are based on those reported by schools and districts to the State as of July 25, 2019 via the Student Information Repository System (SIRS). The New York State School Report Card 3-8 English Language Arts (ELA) and mathematics assessment data will be based on those data reported as of the final school year reporting deadline.

For more information and additional files, please view the [NYSED press release](#)

[Assessment Data - Glossary of Terms](#) | [Assessment Data - Business Rules](#)



## 2018

ALL STUDENTS

**PROFICIENT**

29  
8%

TOTAL TESTED: 367

LEVEL 1		LEVEL 2	
296	81%	42	11%
LEVEL 3		LEVEL 4	
17	5%	12	3%

## 2019

ALL STUDENTS

**PROFICIENT**

39  
9%

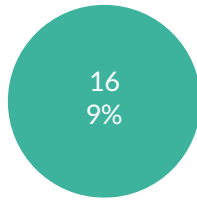
TOTAL TESTED: 431

LEVEL 1		LEVEL 2	
336	78%	56	13%
LEVEL 3		LEVEL 4	
23	5%	16	4%

# BY GENDER

FEMALE

PROFICIENT



TOTAL TESTED: 185

LEVEL 1

151	82%
-----	-----

LEVEL 2

18	10%
----	-----

LEVEL 3

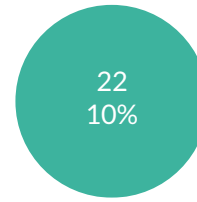
7	4%
---	----

LEVEL 4

9	5%
---	----

FEMALE

PROFICIENT



TOTAL TESTED: 219

LEVEL 1

172	79%
-----	-----

LEVEL 2

25	11%
----	-----

LEVEL 3

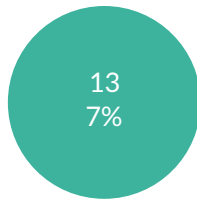
12	5%
----	----

LEVEL 4

10	5%
----	----

MALE

PROFICIENT



TOTAL TESTED: 182

LEVEL 1

145	80%
-----	-----

LEVEL 2

24	13%
----	-----

LEVEL 3

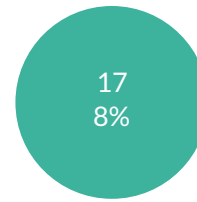
10	5%
----	----

LEVEL 4

3	2%
---	----

MALE

PROFICIENT



TOTAL TESTED: 212

LEVEL 1

164	77%
-----	-----

LEVEL 2

31	15%
----	-----

LEVEL 3

11	5%
----	----

LEVEL 4

6	3%
---	----

# BY ETHNICITY

MULTIRACIAL

PROFICIENT



TOTAL TESTED: 0

LEVEL 1



LEVEL 2



LEVEL 3



LEVEL 4



AMERICAN INDIAN OR ALASKA NATIVE

PROFICIENT



TOTAL TESTED: 0

LEVEL 1



LEVEL 2



LEVEL 3




LEVEL 4



MULTIRACIAL

PROFICIENT



TOTAL TESTED: 0

LEVEL 1



LEVEL 2



LEVEL 3

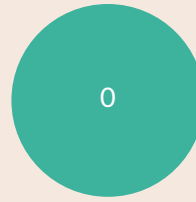


LEVEL 4



AMERICAN INDIAN OR ALASKA NATIVE

PROFICIENT



TOTAL TESTED: 0

LEVEL 1



LEVEL 2



LEVEL 3

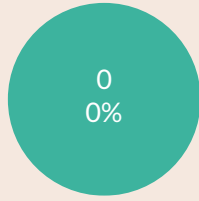


LEVEL 4



ASIAN OR NATIVE HAWAIIAN/OTHER PACIFIC ISLANDER

PROFICIENT



TOTAL TESTED: 18

LEVEL 1



LEVEL 2



LEVEL 3

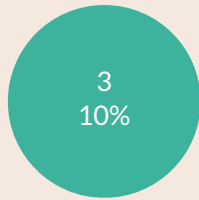


LEVEL 4



WHITE

PROFICIENT



TOTAL TESTED: 30

LEVEL 1



LEVEL 2



LEVEL 3

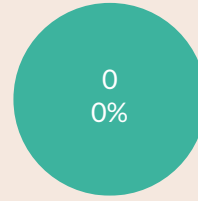


LEVEL 4



ASIAN OR NATIVE HAWAIIAN/OTHER PACIFIC ISLANDER

PROFICIENT



TOTAL TESTED: 13

LEVEL 1



LEVEL 2



LEVEL 3

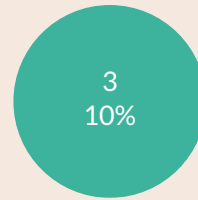


LEVEL 4



WHITE

PROFICIENT



TOTAL TESTED: 29

LEVEL 1



LEVEL 2



LEVEL 3

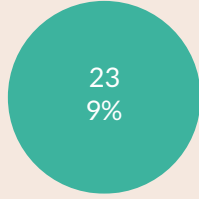


LEVEL 4



BLACK OR AFRICAN AMERICAN

PROFICIENT



TOTAL TESTED: 261

LEVEL 1



LEVEL 2



LEVEL 3

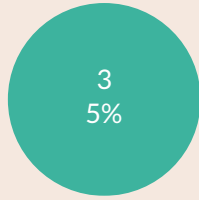


LEVEL 4



HISPANIC OR LATINO

PROFICIENT



TOTAL TESTED: 58

LEVEL 1



LEVEL 2



LEVEL 3

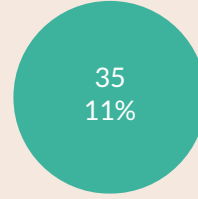


LEVEL 4




BLACK OR AFRICAN AMERICAN

PROFICIENT



TOTAL TESTED: 326

LEVEL 1



LEVEL 2



LEVEL 3

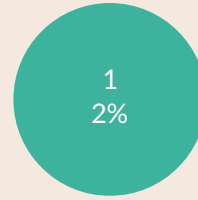


LEVEL 4




HISPANIC OR LATINO

PROFICIENT



TOTAL TESTED: 63

LEVEL 1



LEVEL 2



LEVEL 3



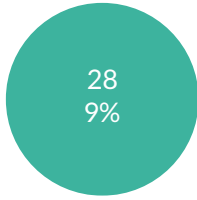
LEVEL 4



# OTHER GROUPS

## GENERAL-EDUCATION STUDENTS

PROFICIENT

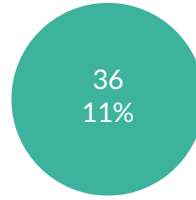


TOTAL TESTED: 299

LEVEL 1		LEVEL 2	
230	77%	41	14%
LEVEL 3		LEVEL 4	
17	6%	11	4%

## GENERAL-EDUCATION STUDENTS

PROFICIENT

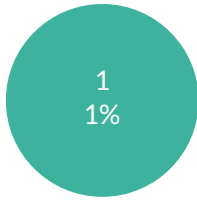


TOTAL TESTED: 333

LEVEL 1		LEVEL 2	
249	75%	48	14%
LEVEL 3		LEVEL 4	
20	6%	16	5%

## STUDENTS WITH DISABILITIES

PROFICIENT

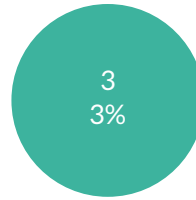


TOTAL TESTED: 68

LEVEL 1		LEVEL 2	
66	97%	1	1%
LEVEL 3		LEVEL 4	
0	0%	1	1%

## STUDENTS WITH DISABILITIES

PROFICIENT

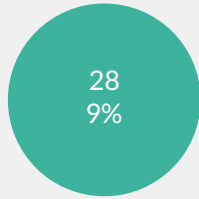


TOTAL TESTED: 98

LEVEL 1		LEVEL 2	
87	89%	8	8%
LEVEL 3		LEVEL 4	
3	3%	0	0%

NON-ENGLISH LANGUAGE LEARNERS

PROFICIENT



TOTAL TESTED: 323


LEVEL 1



LEVEL 2



LEVEL 3

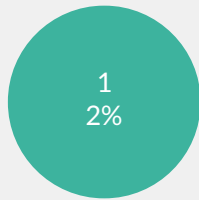


LEVEL 4



ENGLISH LANGUAGE LEARNERS

PROFICIENT



TOTAL TESTED: 44

LEVEL 1



LEVEL 2



LEVEL 3

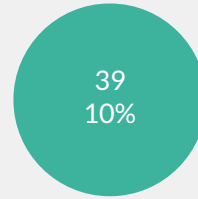


LEVEL 4



NON-ENGLISH LANGUAGE LEARNERS

PROFICIENT



TOTAL TESTED: 383

LEVEL 1



LEVEL 2



LEVEL 3

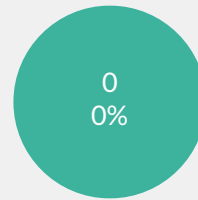


LEVEL 4



ENGLISH LANGUAGE LEARNERS

PROFICIENT



TOTAL TESTED: 48

LEVEL 1



LEVEL 2



LEVEL 3

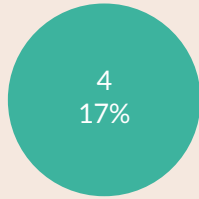


LEVEL 4



NOT ECONOMICALLY DISADVANTAGED

PROFICIENT



TOTAL TESTED: 23

LEVEL 1



LEVEL 2



LEVEL 3

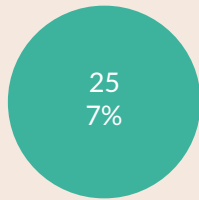


LEVEL 4



ECONOMICALLY DISADVANTAGED

PROFICIENT



TOTAL TESTED: 344

LEVEL 1



LEVEL 2



LEVEL 3

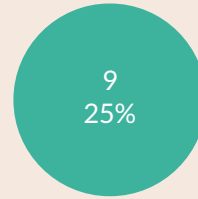


LEVEL 4



NOT ECONOMICALLY DISADVANTAGED

PROFICIENT



TOTAL TESTED: 36

LEVEL 1



LEVEL 2



LEVEL 3

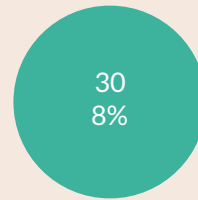


LEVEL 4



ECONOMICALLY DISADVANTAGED

PROFICIENT



TOTAL TESTED: 395

LEVEL 1



LEVEL 2



LEVEL 3



LEVEL 4





NOT MIGRANT

PROFICIENT




TOTAL TESTED: —

LEVEL 1



LEVEL 2



LEVEL 3




LEVEL 4



MIGRANT

PROFICIENT



TOTAL TESTED: —

LEVEL 1



LEVEL 2



LEVEL 3



LEVEL 4



NOT MIGRANT

PROFICIENT



TOTAL TESTED: —

LEVEL 1



LEVEL 2



LEVEL 3




LEVEL 4



MIGRANT

PROFICIENT



TOTAL TESTED: —

LEVEL 1



LEVEL 2



LEVEL 3



LEVEL 4




NOT IN FOSTER CARE

PROFICIENT



TOTAL TESTED: —

LEVEL 1




LEVEL 2



NOT IN FOSTER CARE

PROFICIENT



TOTAL TESTED: —

LEVEL 1



LEVEL 2




LEVEL 3

LEVEL 4



FOSTER CARE

PROFICIENT



TOTAL TESTED: —

LEVEL 1

LEVEL 2



LEVEL 3

LEVEL 4




LEVEL 3

LEVEL 4



FOSTER CARE

PROFICIENT



TOTAL TESTED: —

LEVEL 1

LEVEL 2



LEVEL 3

LEVEL 4



PARENTS NOT IN ARMED FORCES

PROFICIENT



TOTAL TESTED: —

LEVEL 1

LEVEL 2




LEVEL 3

LEVEL 4



PARENTS NOT IN ARMED FORCES

PROFICIENT



TOTAL TESTED: —

LEVEL 1

LEVEL 2



LEVEL 3

LEVEL 4



PARENTS IN ARMED FORCES


PROFICIENT



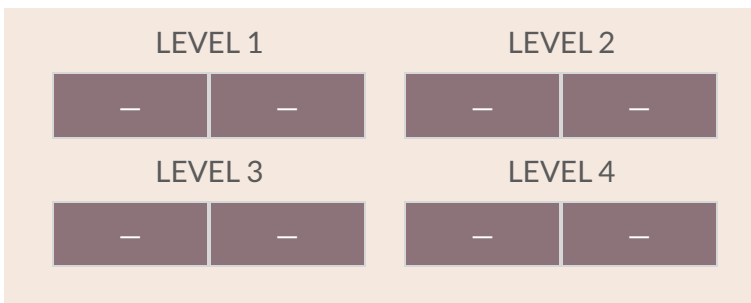
TOTAL TESTED: —

PARENTS IN ARMED FORCES

PROFICIENT



TOTAL TESTED: —

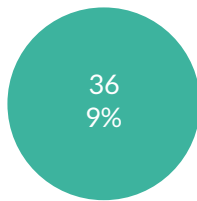
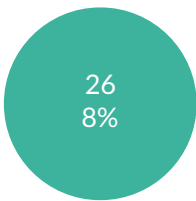


NOT HOMELESS

NOT HOMELESS


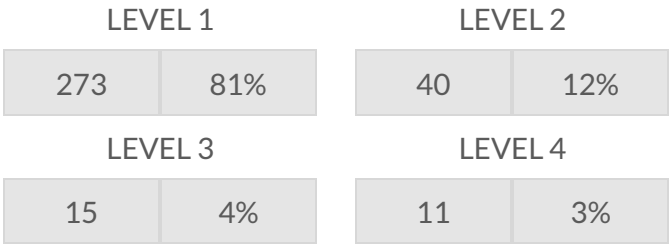
PROFICIENT

PROFICIENT



TOTAL TESTED: 339

TOTAL TESTED: 389

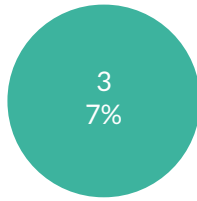
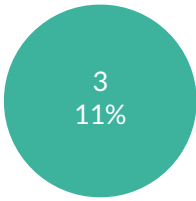


HOMELESS

HOMELESS

PROFICIENT

PROFICIENT



TOTAL TESTED: 28

TOTAL TESTED: 42

