
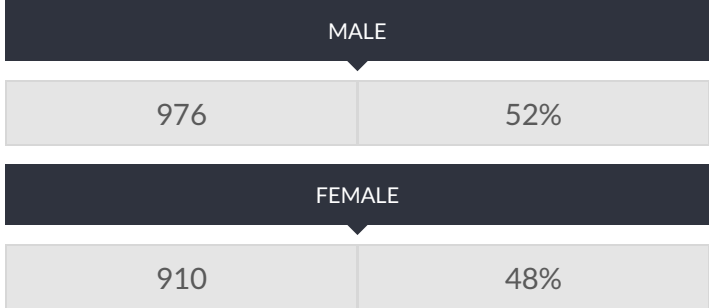


These enrollment data are collected as part of NYSED's Student Information Repository System (SIRS). These counts are as of "BEDS Day" which is typically the first Wednesday in October. Available are enrollment counts for public and charter school students by various demographics for the 2017 - 18 school year. For nonpublic school enrollment data please see the [Non-Public School Enrollment and Staff information](#) on our Information and Reporting Services webpage.

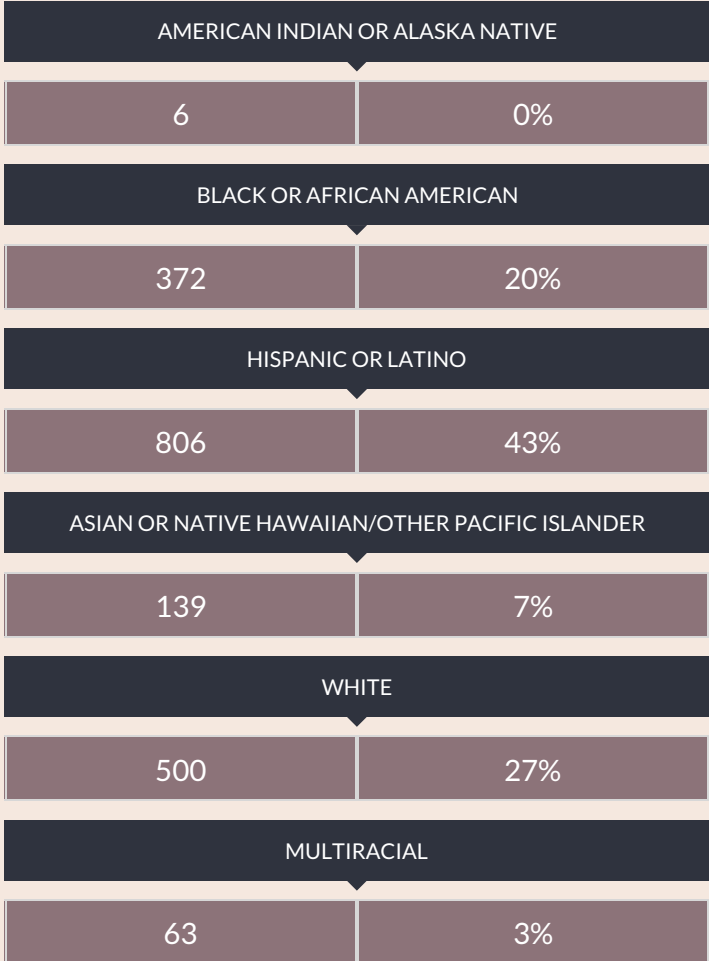
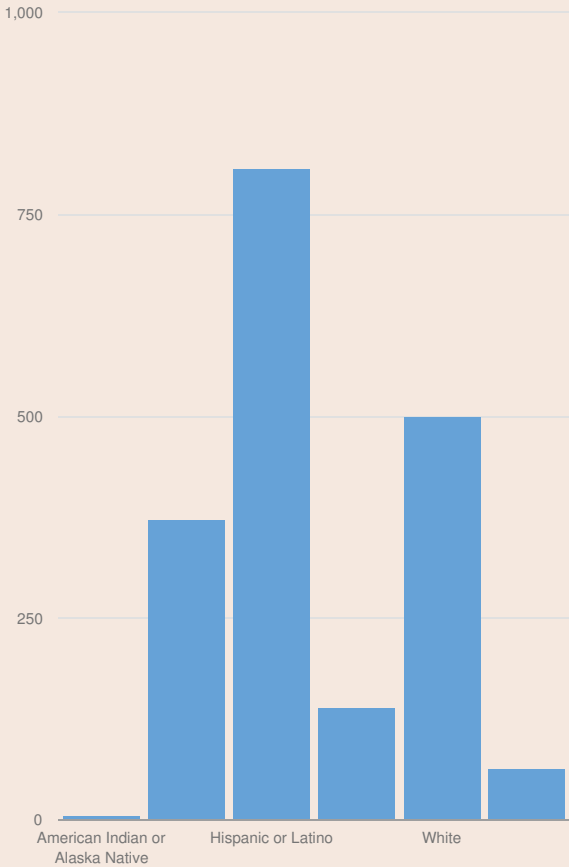
## WEST HEMPSTEAD UFSD ENROLLMENT (2017 - 18)

K-12 Enrollment: 1,886

### ENROLLMENT BY GENDER



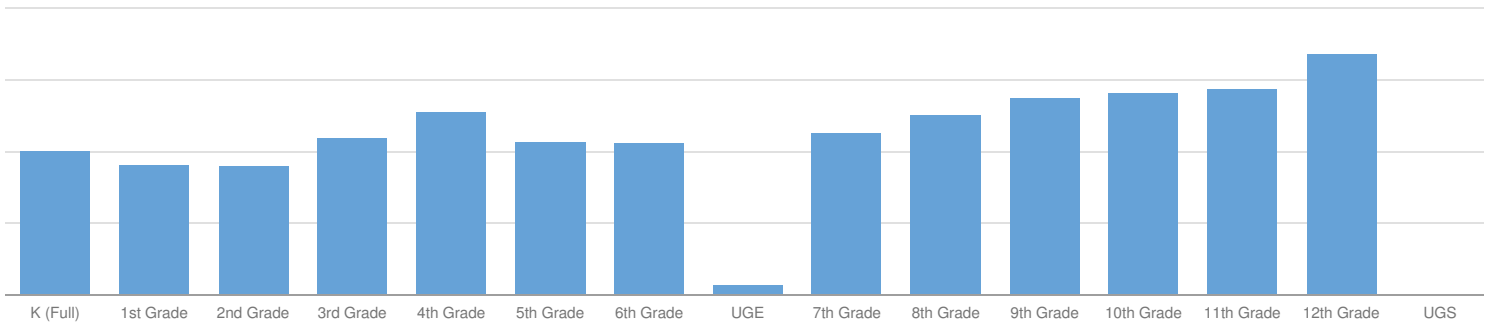
### ENROLLMENT BY ETHNICITY



## OTHER GROUPS

ENGLISH LANGUAGE LEARNERS		STUDENTS WITH DISABILITIES		ECONOMICALLY DISADVANTAGED			
175	9%	302	16%	949	50%		
MIGRANT		HOMELESS		FOSTER CARE		PARENT IN ARMED FORCES	
—	—	8	0%	—	—	—	—

## ENROLLMENT BY GRADE



K (FULL DAY)	121	6%	1ST GRADE	109	6%	2ND GRADE	108	6%	3RD GRADE	132	7%
4TH GRADE	153	8%	5TH GRADE	129	7%	6TH GRADE	128	7%	UNGRADED ELEMENTARY	9	0%
7TH GRADE	136	7%	8TH GRADE	151	8%	9TH GRADE	165	9%	10TH GRADE	169	9%
11TH GRADE	173	9%	12TH GRADE	202	11%	UNGRADED SECONDARY	1	0%			