


These enrollment data are collected as part of NYSED's Student Information Repository System (SIRS). These counts are as of "BEDS Day" which is typically the first Wednesday in October. Available are enrollment counts for public and charter school students by various demographics for the 2016 - 17 school year. For nonpublic school enrollment data please see the [Non-Public School Enrollment and Staff information](#) on our Information and Reporting Services webpage.

NY STATE PUBLIC SCHOOL ENROLLMENT (2016 - 17)

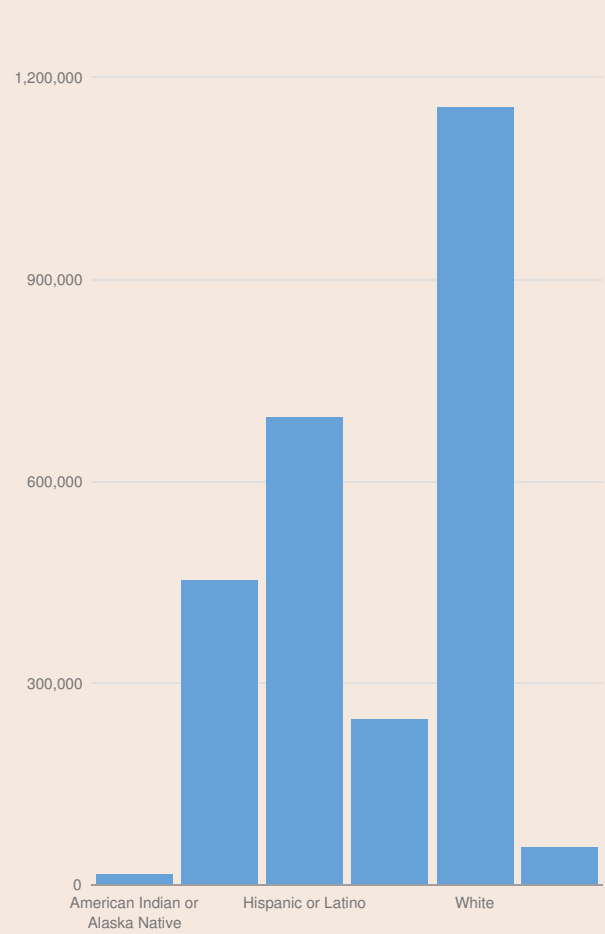
K-12 Enrollment: 2,629,970

ENROLLMENT BY GENDER

MALE	
1,348,744	51%
FEMALE	
1,281,226	49%



ENROLLMENT BY ETHNICITY



AMERICAN INDIAN OR ALASKA NATIVE	
17,500	1%
BLACK OR AFRICAN AMERICAN	
455,376	17%
HISPANIC OR LATINO	
696,822	26%
ASIAN OR NATIVE HAWAIIAN/OTHER PACIFIC ISLANDER	
247,032	9%
WHITE	
1,155,959	44%
MULTIRACIAL	
57,281	2%

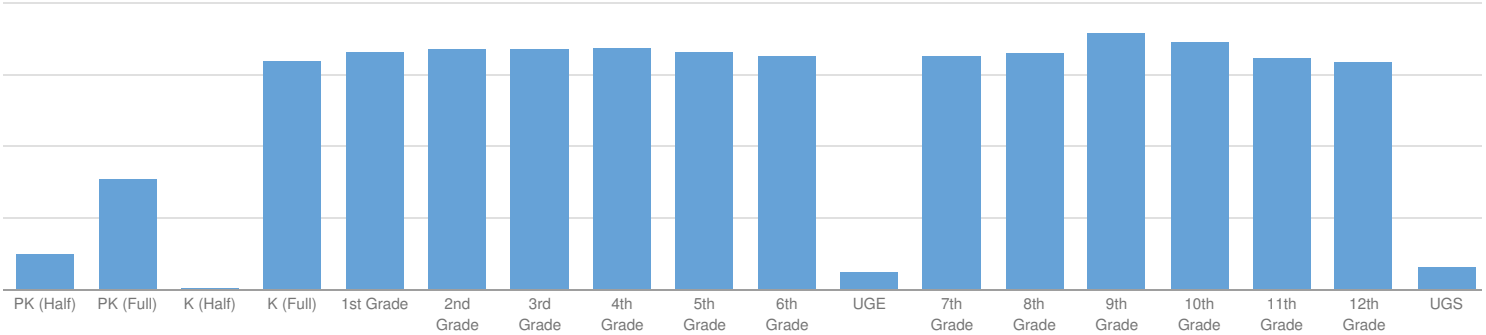
OTHER GROUPS

ENGLISH LANGUAGE LEARNERS	
237,076	9%

STUDENTS WITH DISABILITIES	
454,844	17%

ECONOMICALLY DISADVANTAGED	
1,439,985	55%

ENROLLMENT BY GRADE



Grade	Enrollment	Percentage
PRE-K (HALF DAY)	29,630	1%
PRE-K (FULL DAY)	93,051	3%
K (HALF DAY)	1,970	0%
K (FULL DAY)	191,352	7%
1ST GRADE	198,942	7%
2ND GRADE	201,213	7%
3RD GRADE	201,950	7%
4TH GRADE	202,160	7%
5TH GRADE	199,110	7%
6TH GRADE	195,946	7%
UNGRADED ELEMENTARY	15,307	1%
7TH GRADE	196,512	7%
8TH GRADE	198,278	7%
9TH GRADE	214,886	8%
10TH GRADE	208,306	8%
11TH GRADE	194,119	7%
12TH GRADE	190,645	7%
UNGRADED SECONDARY	19,274	1%