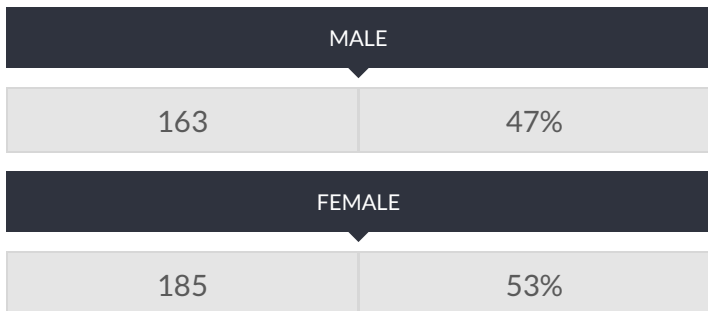


These enrollment data are collected as part of NYSED's Student Information Repository System (SIRS). These counts are as of "BEDS Day" which is typically the first Wednesday in October. Available are enrollment counts for public and charter school students by various demographics for the 2016 - 17 school year. For nonpublic school enrollment data please see the [Non-Public School Enrollment and Staff information](#) on our Information and Reporting Services webpage.

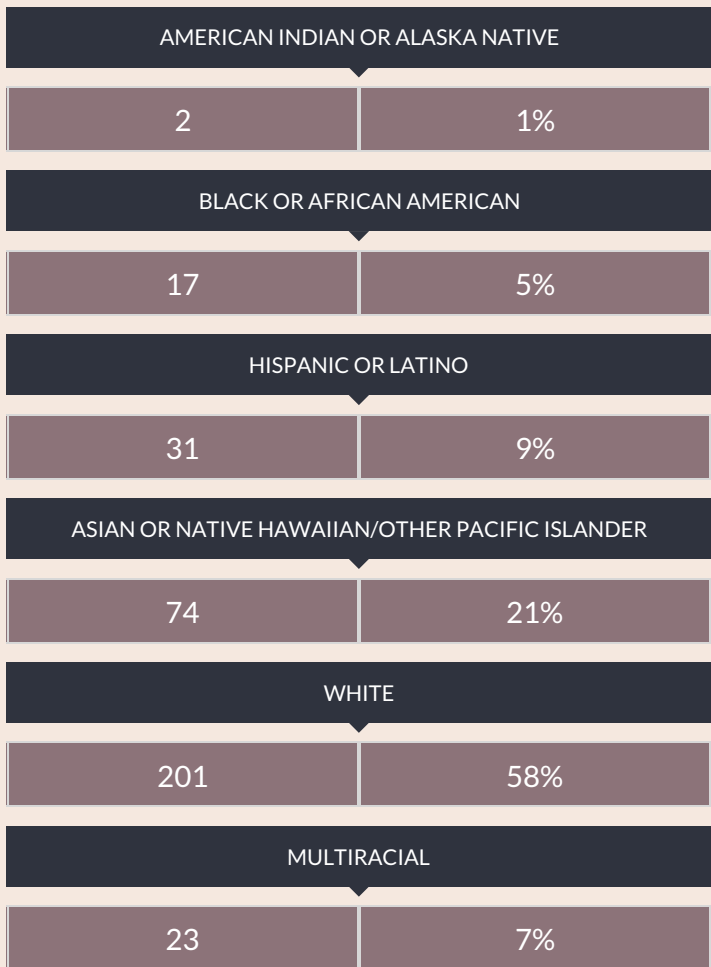
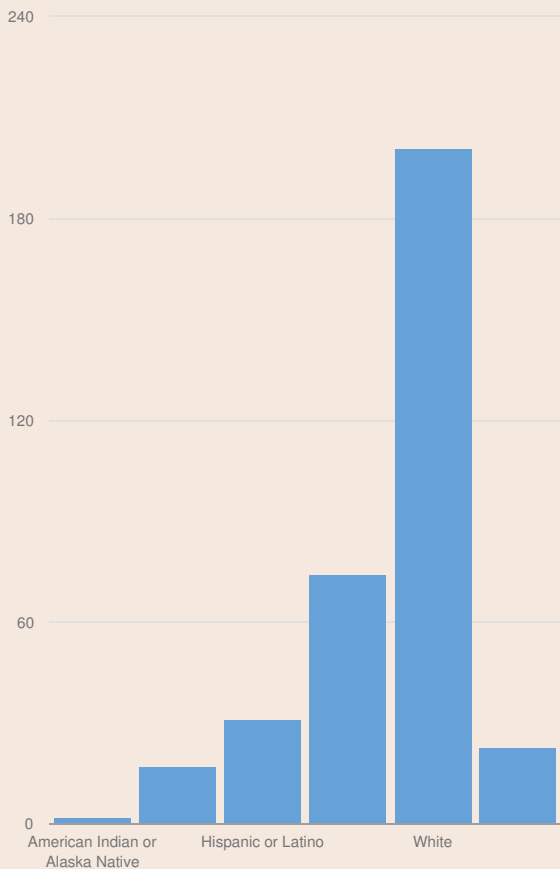
BELLE SHERMAN SCHOOL ENROLLMENT (2016 - 17)

K-12 Enrollment: 348

ENROLLMENT BY GENDER



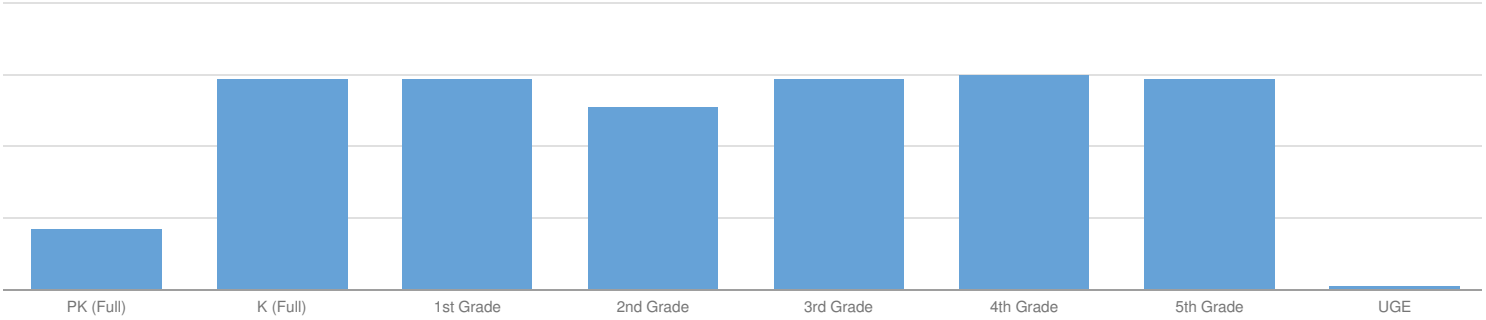
ENROLLMENT BY ETHNICITY



OTHER GROUPS

ENGLISH LANGUAGE LEARNERS		STUDENTS WITH DISABILITIES		ECONOMICALLY DISADVANTAGED	
69	20%	34	10%	150	43%

ENROLLMENT BY GRADE



PRE-K (FULL DAY)	K (FULL DAY)	1ST GRADE	2ND GRADE
17 5%	59 16%	59 16%	51 14%
3RD GRADE	4TH GRADE	5TH GRADE	UNGRADED ELEMENTARY
59 16%	60 16%	59 16%	1 0%

© COPYRIGHT NEW YORK STATE EDUCATION DEPARTMENT, ALL RIGHTS RESERVED.

THIS DOCUMENT WAS CREATED ON: JULY 20, 2019, 12:39 PM EST