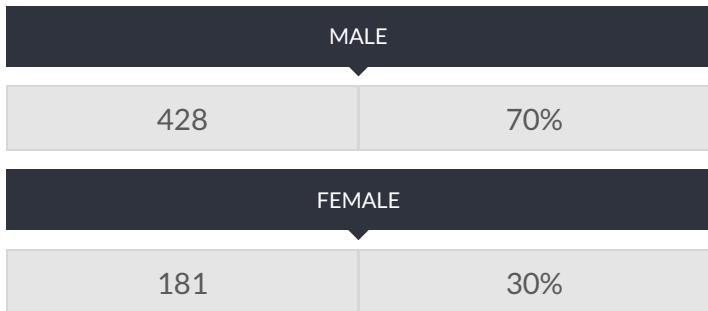


These enrollment data are collected as part of NYSED's Student Information Repository System (SIRS). These counts are as of "BEDS Day" which is typically the first Wednesday in October. Available are enrollment counts for public and charter school students by various demographics for the 2012 - 13 school year. For nonpublic school enrollment data please see the [Non-Public School Enrollment and Staff information](#) on our Information and Reporting Services webpage.

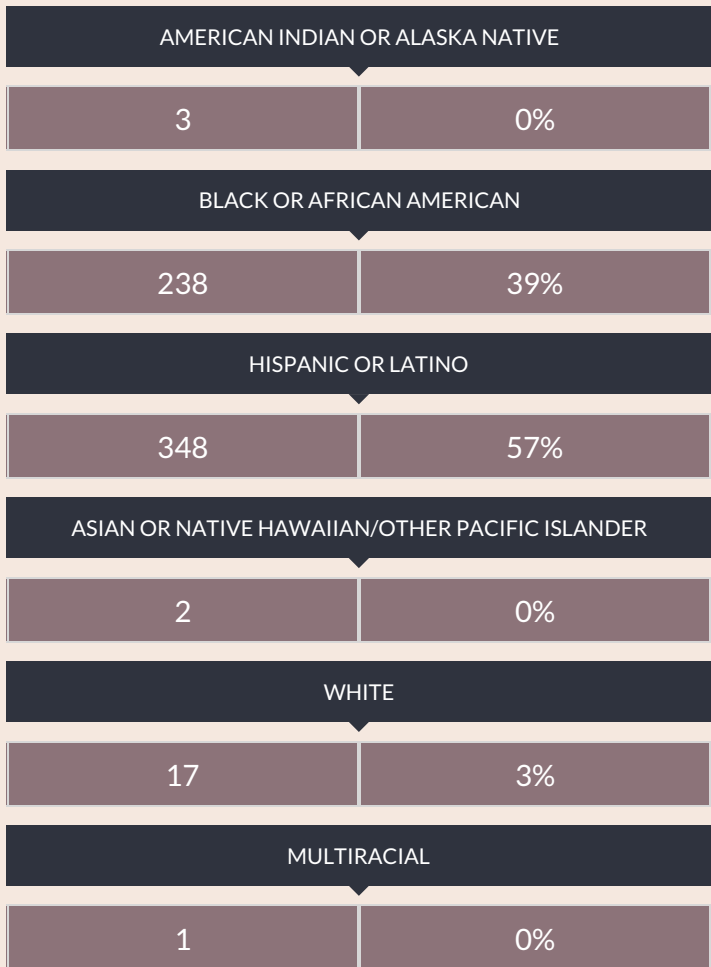
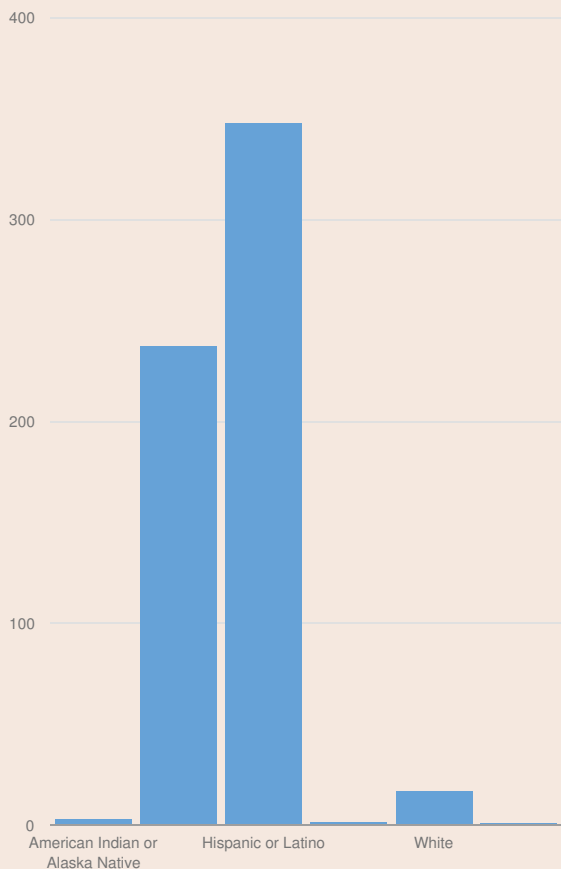
JM RAPPORT SCHOOL FOR CAREER DEVELOPMENT ENROLLMENT (2012 - 13)

K-12 Enrollment: 609

ENROLLMENT BY GENDER



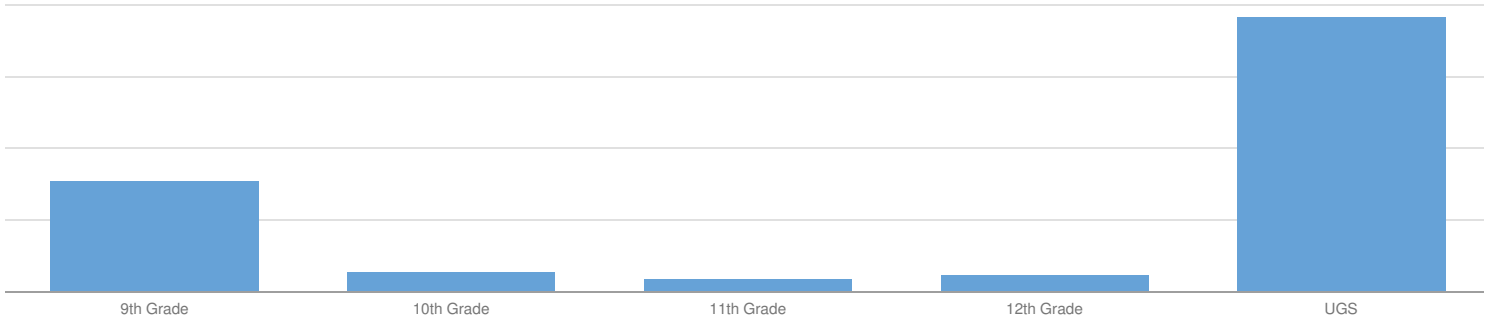
ENROLLMENT BY ETHNICITY



OTHER GROUPS

ENGLISH LANGUAGE LEARNERS		STUDENTS WITH DISABILITIES		ECONOMICALLY DISADVANTAGED	
198	33%	588	97%	—	—

ENROLLMENT BY GRADE



9TH GRADE		10TH GRADE		11TH GRADE		12TH GRADE	
156	26%	29	5%	17	3%	23	4%
UNGRADED SECONDARY							
384	63%						

© COPYRIGHT NEW YORK STATE EDUCATION DEPARTMENT, ALL RIGHTS RESERVED.

THIS DOCUMENT WAS CREATED ON: NOVEMBER 13, 2019, 3:18 PM EST