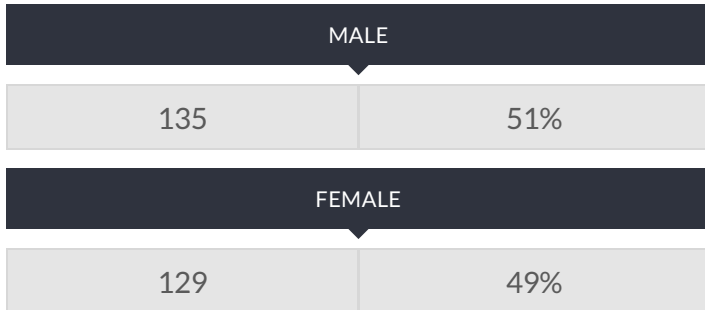


These enrollment data are collected as part of NYSED's Student Information Repository System (SIRS). These counts are as of "BEDS Day" which is typically the first Wednesday in October. Available are enrollment counts for public and charter school students by various demographics for the 2014 - 15 school year. For nonpublic school enrollment data please see the [Non-Public School Enrollment and Staff information](#) on our Information and Reporting Services webpage.

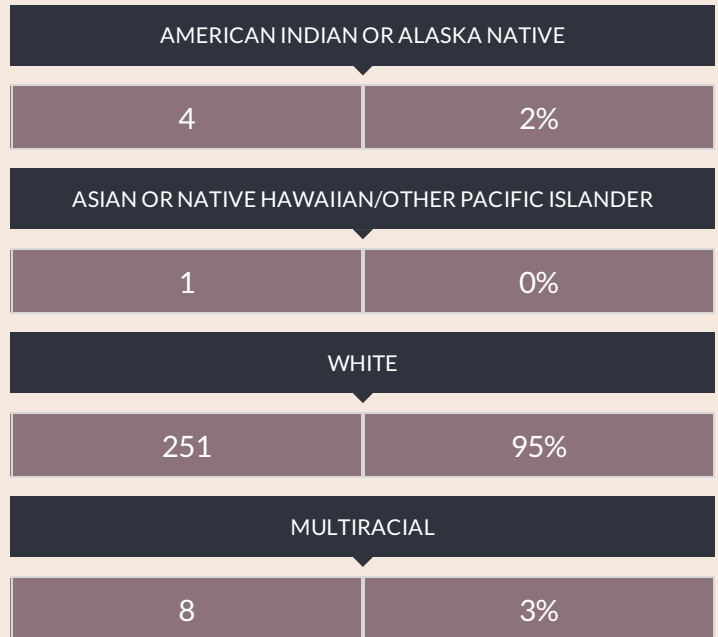
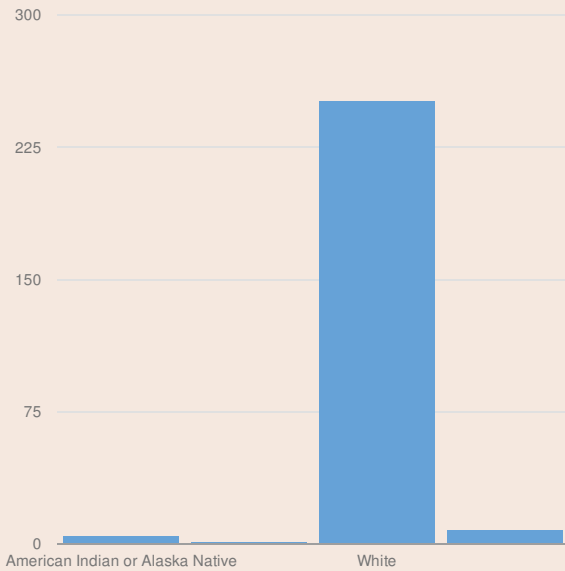
ST REGIS FALLS CENTRAL SCHOOL ENROLLMENT (2014 - 15)

K-12 Enrollment: 264

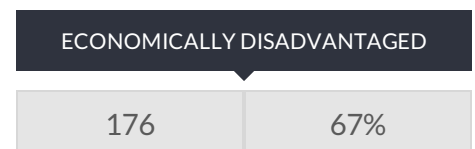
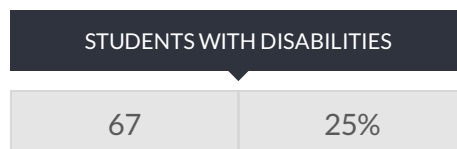
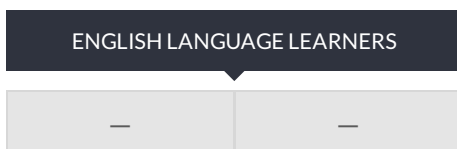
ENROLLMENT BY GENDER



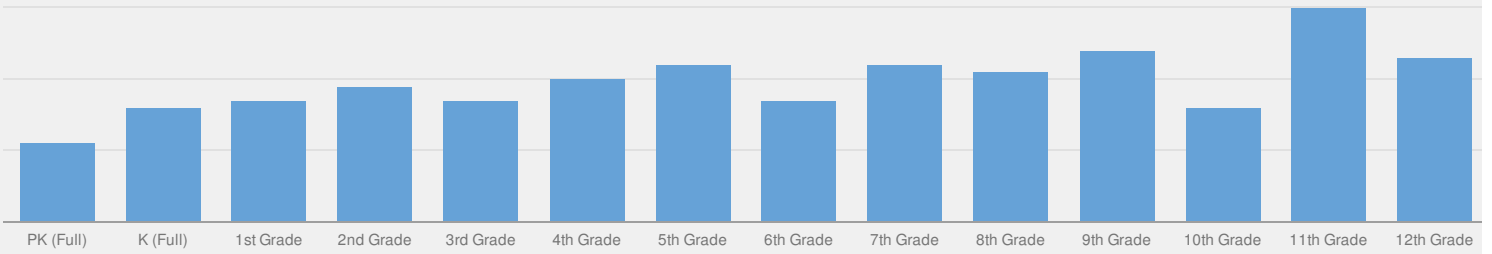
ENROLLMENT BY ETHNICITY



OTHER GROUPS



ENROLLMENT BY GRADE



PRE-K (FULL DAY)	K (FULL DAY)	1ST GRADE	2ND GRADE
11 4%	16 6%	17 6%	19 7%
3RD GRADE	4TH GRADE	5TH GRADE	6TH GRADE
17 6%	20 7%	22 8%	17 6%
7TH GRADE	8TH GRADE	9TH GRADE	10TH GRADE
22 8%	21 8%	24 9%	16 6%
11TH GRADE	12TH GRADE		
30 11%	23 8%		

© COPYRIGHT NEW YORK STATE EDUCATION DEPARTMENT, ALL RIGHTS RESERVED.

THIS DOCUMENT WAS CREATED ON: JULY 16, 2018, 8:15 PM EST