

QUEENSBURY UFSD GRADES 3-8 ELA ASSESSMENT DATA

The grades 3-8 English Language Arts (ELA) and mathematics assessments measure the higher learning standards that were adopted by the State Board of Regents in 2010, which more accurately reflect students' progress toward college and career readiness. Data are available statewide and at the county, district, and school level.

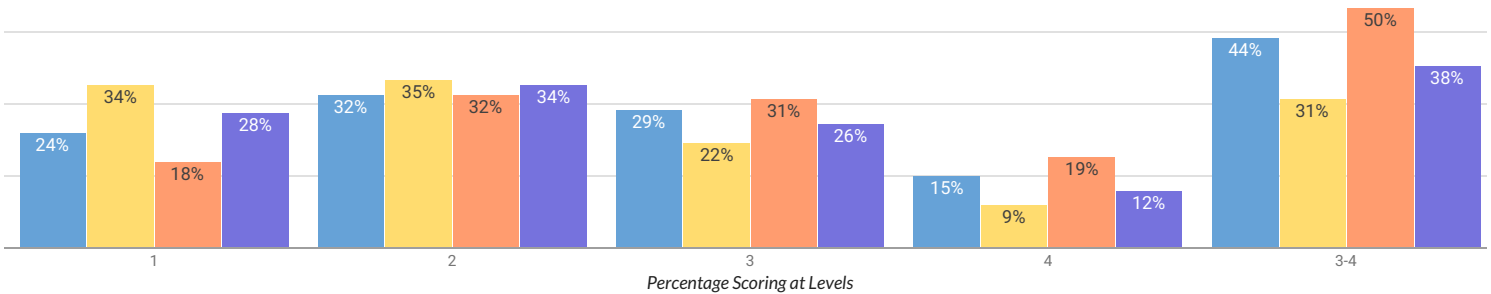
Data available on this site are based on those reported by schools and districts to the State as of July 18, 2016 via the Student Information Repository System (SIRS). The New York State School Report Card 3-8 English Language Arts (ELA) and mathematics assessment data will be based on those data reported as of the final school year reporting deadline.

For more information and additional files, please view the [NYSESED press release](#)

Due to changes in the 2016 exams, the proficiency rates from exams prior to 2016 are not directly comparable to the 2016 proficiency rates.

[Assessment Data - Glossary of Terms](#) | [Assessment Data - Business Rules](#)

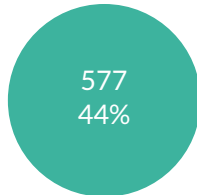
QUEENSBURY UFSD (2015) NY STATE (2015) QUEENSBURY UFSD (2016) NY STATE (2016)



2015

ALL STUDENTS

PROFICIENT



TOTAL TESTED: 1,318

LEVEL 1



LEVEL 2



LEVEL 3



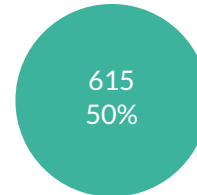
LEVEL 4



2016

ALL STUDENTS

PROFICIENT



TOTAL TESTED: 1,219

LEVEL 1



LEVEL 2



LEVEL 3



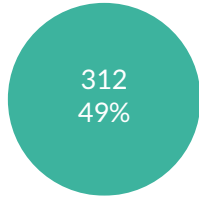
LEVEL 4



BY GENDER

FEMALE

PROFICIENT



TOTAL TESTED: 643

LEVEL 1

| | |
|-----|-----|
| 124 | 19% |
|-----|-----|

LEVEL 2

| | |
|-----|-----|
| 207 | 32% |
|-----|-----|

LEVEL 3

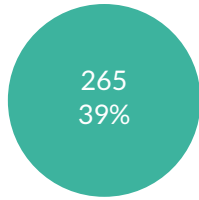
| | |
|-----|-----|
| 196 | 30% |
|-----|-----|

LEVEL 4

| | |
|-----|-----|
| 116 | 18% |
|-----|-----|

MALE

PROFICIENT



TOTAL TESTED: 675

LEVEL 1

| | |
|-----|-----|
| 191 | 28% |
|-----|-----|

LEVEL 2

| | |
|-----|-----|
| 219 | 32% |
|-----|-----|

LEVEL 3

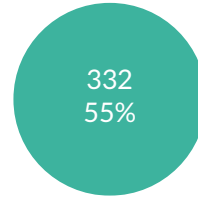
| | |
|-----|-----|
| 180 | 27% |
|-----|-----|

LEVEL 4

| | |
|----|-----|
| 85 | 13% |
|----|-----|

FEMALE

PROFICIENT



TOTAL TESTED: 600

LEVEL 1

| | |
|----|-----|
| 86 | 14% |
|----|-----|

LEVEL 2

| | |
|-----|-----|
| 182 | 30% |
|-----|-----|

LEVEL 3

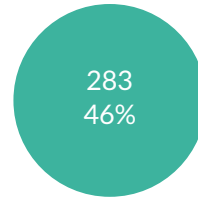
| | |
|-----|-----|
| 188 | 31% |
|-----|-----|

LEVEL 4

| | |
|-----|-----|
| 144 | 24% |
|-----|-----|

MALE

PROFICIENT



TOTAL TESTED: 619

LEVEL 1

| | |
|-----|-----|
| 132 | 21% |
|-----|-----|

LEVEL 2

| | |
|-----|-----|
| 204 | 33% |
|-----|-----|

LEVEL 3

| | |
|-----|-----|
| 193 | 31% |
|-----|-----|

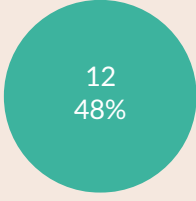
LEVEL 4

| | |
|----|-----|
| 90 | 15% |
|----|-----|

BY ETHNICITY

MULTIRACIAL

PROFICIENT



TOTAL TESTED: 25

LEVEL 1



LEVEL 2



LEVEL 3




LEVEL 4



AMERICAN INDIAN OR ALASKA NATIVE

PROFICIENT



TOTAL TESTED: —

LEVEL 1



LEVEL 2



LEVEL 3

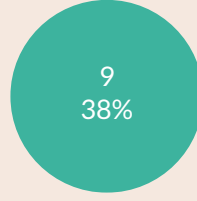


LEVEL 4



MULTIRACIAL

PROFICIENT



TOTAL TESTED: 24


LEVEL 1



LEVEL 2



LEVEL 3




LEVEL 4



AMERICAN INDIAN OR ALASKA NATIVE

PROFICIENT



TOTAL TESTED: —

LEVEL 1



LEVEL 2



LEVEL 3



LEVEL 4



ASIAN OR NATIVE HAWAIIAN/OTHER PACIFIC ISLANDER

PROFICIENT



TOTAL TESTED: -

LEVEL 1



LEVEL 2



LEVEL 3

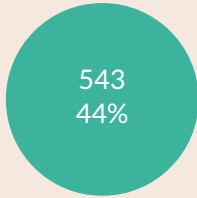


LEVEL 4



WHITE

PROFICIENT



TOTAL TESTED: 1,235

LEVEL 1



LEVEL 2



LEVEL 3

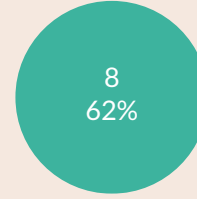


LEVEL 4



ASIAN OR NATIVE HAWAIIAN/OTHER PACIFIC ISLANDER

PROFICIENT



TOTAL TESTED: 13

LEVEL 1



LEVEL 2



LEVEL 3

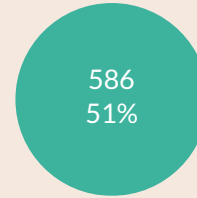


LEVEL 4



WHITE

PROFICIENT



TOTAL TESTED: 1,148

LEVEL 1



LEVEL 2



LEVEL 3

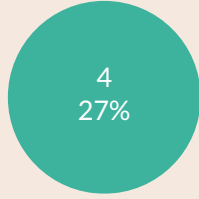


LEVEL 4



BLACK OR AFRICAN AMERICAN

PROFICIENT



TOTAL TESTED: 15

LEVEL 1



LEVEL 2



LEVEL 3

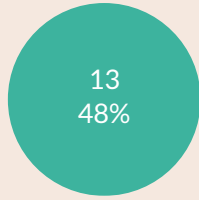


LEVEL 4



HISPANIC OR LATINO

PROFICIENT



TOTAL TESTED: 27

LEVEL 1



LEVEL 2



LEVEL 3




LEVEL 4



BLACK OR AFRICAN AMERICAN

PROFICIENT



TOTAL TESTED: —

LEVEL 1



LEVEL 2



LEVEL 3

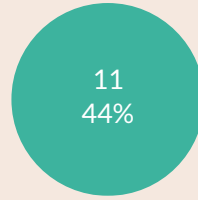


LEVEL 4



HISPANIC OR LATINO

PROFICIENT



TOTAL TESTED: 25

LEVEL 1



LEVEL 2



LEVEL 3



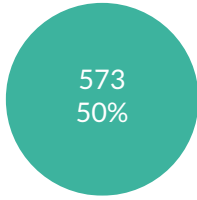
LEVEL 4



OTHER GROUPS

GENERAL-EDUCATION STUDENTS

PROFICIENT

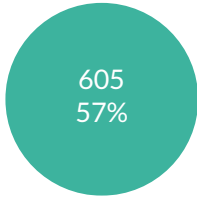


TOTAL TESTED: 1,147

| | | | |
|---------|-----|---------|-----|
| LEVEL 1 | | LEVEL 2 | |
| 175 | 15% | 399 | 35% |
| LEVEL 3 | | LEVEL 4 | |
| 372 | 32% | 201 | 18% |

GENERAL-EDUCATION STUDENTS

PROFICIENT

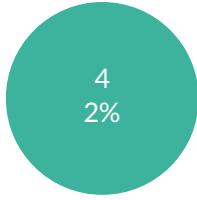


TOTAL TESTED: 1,059

| | | | |
|---------|-----|---------|-----|
| LEVEL 1 | | LEVEL 2 | |
| 115 | 11% | 339 | 32% |
| LEVEL 3 | | LEVEL 4 | |
| 373 | 35% | 232 | 22% |

STUDENTS WITH DISABILITIES

PROFICIENT

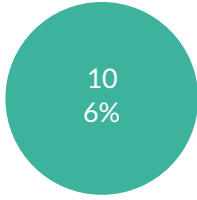


TOTAL TESTED: 171

| | | | |
|---------|-----|---------|-----|
| LEVEL 1 | | LEVEL 2 | |
| 140 | 82% | 27 | 16% |
| LEVEL 3 | | LEVEL 4 | |
| 4 | 2% | 0 | 0% |

STUDENTS WITH DISABILITIES

PROFICIENT



TOTAL TESTED: 160

| | | | |
|---------|-----|---------|-----|
| LEVEL 1 | | LEVEL 2 | |
| 103 | 64% | 47 | 29% |
| LEVEL 3 | | LEVEL 4 | |
| 8 | 5% | 2 | 1% |

NON-ENGLISH LANGUAGE LEARNERS

PROFICIENT



TOTAL TESTED: —

LEVEL 1



LEVEL 2



LEVEL 3



LEVEL 4



ENGLISH LANGUAGE LEARNERS

PROFICIENT



TOTAL TESTED: —

LEVEL 1



LEVEL 2



LEVEL 3




LEVEL 4



NON-ENGLISH LANGUAGE LEARNERS

PROFICIENT



TOTAL TESTED: —

LEVEL 1



LEVEL 2



LEVEL 3



LEVEL 4



ENGLISH LANGUAGE LEARNERS

PROFICIENT



TOTAL TESTED: —

LEVEL 1



LEVEL 2



LEVEL 3

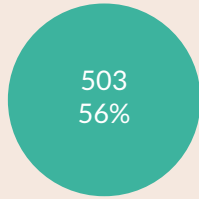


LEVEL 4



NOT ECONOMICALLY DISADVANTAGED

PROFICIENT



TOTAL TESTED: 905

LEVEL 1



LEVEL 2



LEVEL 3

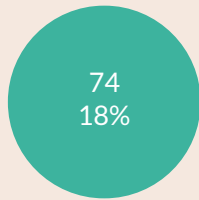


LEVEL 4



ECONOMICALLY DISADVANTAGED

PROFICIENT



TOTAL TESTED: 413

LEVEL 1



LEVEL 2



LEVEL 3

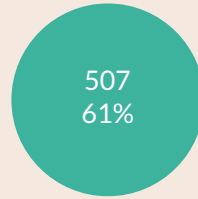


LEVEL 4



NOT ECONOMICALLY DISADVANTAGED

PROFICIENT



TOTAL TESTED: 833

LEVEL 1



LEVEL 2



LEVEL 3

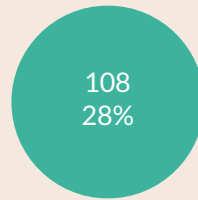


LEVEL 4



ECONOMICALLY DISADVANTAGED

PROFICIENT



TOTAL TESTED: 386

LEVEL 1



LEVEL 2



LEVEL 3




LEVEL 4



NOT MIGRANT

PROFICIENT



TOTAL TESTED: —

LEVEL 1



LEVEL 2



LEVEL 3



LEVEL 4



MIGRANT

PROFICIENT



TOTAL TESTED: —

LEVEL 1



LEVEL 2



LEVEL 3




LEVEL 4



NOT MIGRANT

PROFICIENT



TOTAL TESTED: —

LEVEL 1



LEVEL 2



LEVEL 3



LEVEL 4



MIGRANT

PROFICIENT



TOTAL TESTED: —

LEVEL 1



LEVEL 2



LEVEL 3



LEVEL 4

