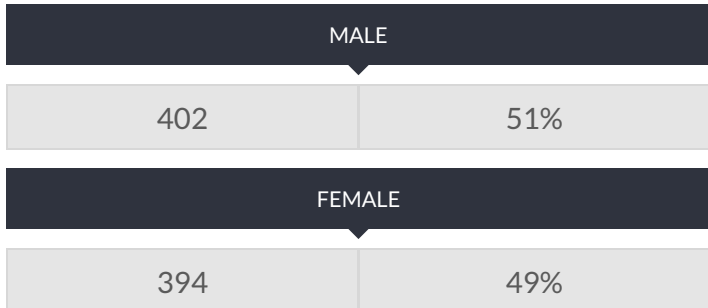


These enrollment data are collected as part of NYSED's Student Information Repository System (SIRS). These counts are as of "BEDS Day" which is typically the first Wednesday in October. Available are enrollment counts for public and charter school students by various demographics for the 2016 - 17 school year. For nonpublic school enrollment data please see the [Non-Public School Enrollment and Staff information](#) on our Information and Reporting Services webpage.

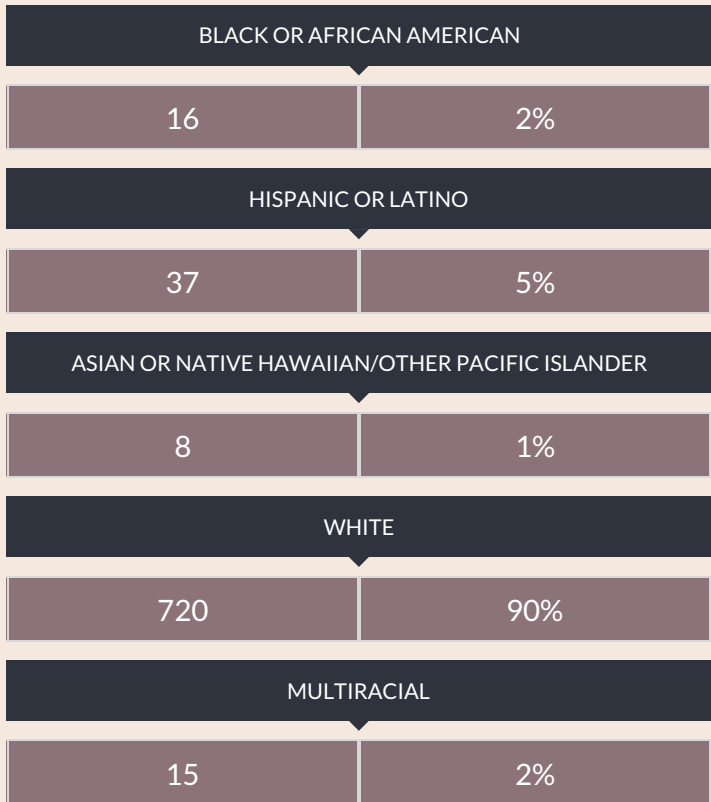
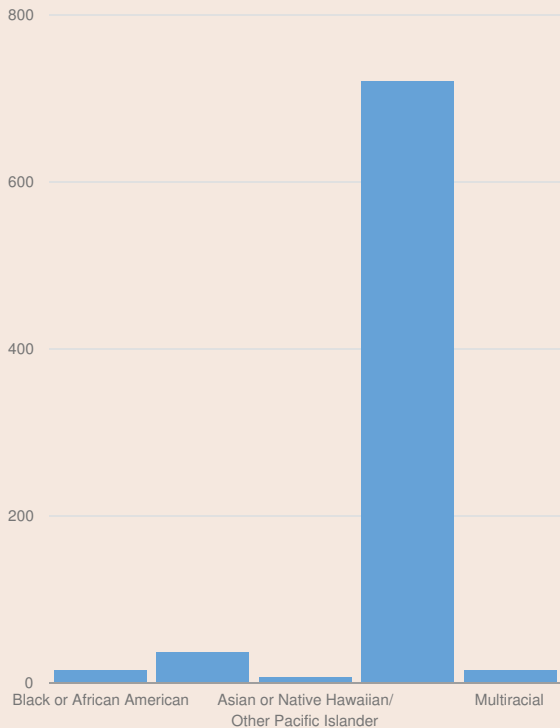
UNION SPRINGS CSD ENROLLMENT (2016 - 17)

K-12 Enrollment: 796

ENROLLMENT BY GENDER



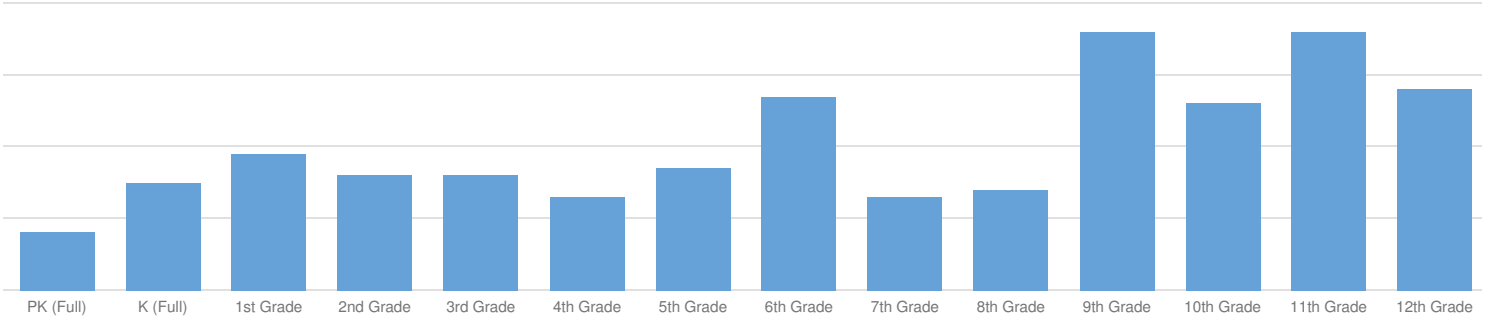
ENROLLMENT BY ETHNICITY



OTHER GROUPS

ENGLISH LANGUAGE LEARNERS		STUDENTS WITH DISABILITIES		ECONOMICALLY DISADVANTAGED	
7	1%	92	12%	295	37%

ENROLLMENT BY GRADE



PRE-K (FULL DAY)	K (FULL DAY)	1ST GRADE	2ND GRADE
48 6%	55 7%	59 7%	56 7%
3RD GRADE	4TH GRADE	5TH GRADE	6TH GRADE
56 7%	53 6%	57 7%	67 8%
7TH GRADE	8TH GRADE	9TH GRADE	10TH GRADE
53 6%	54 6%	76 9%	66 8%
11TH GRADE	12TH GRADE		
76 9%	68 8%		