
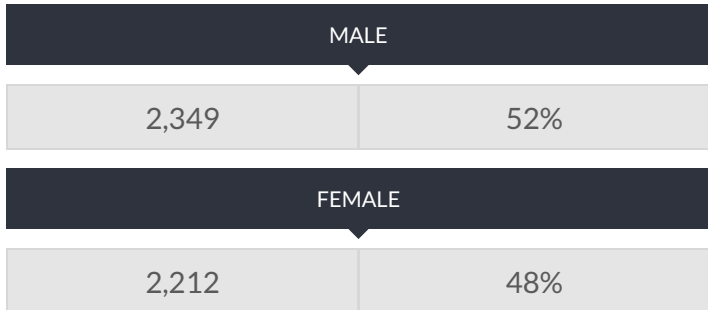


These enrollment data are collected as part of NYSED's Student Information Repository System (SIRS). These counts are as of "BEDS Day" which is typically the first Wednesday in October. Available are enrollment counts for public and charter school students by various demographics for the 2016 - 17 school year. For nonpublic school enrollment data please see the [Non-Public School Enrollment and Staff information](#) on our Information and Reporting Services webpage.

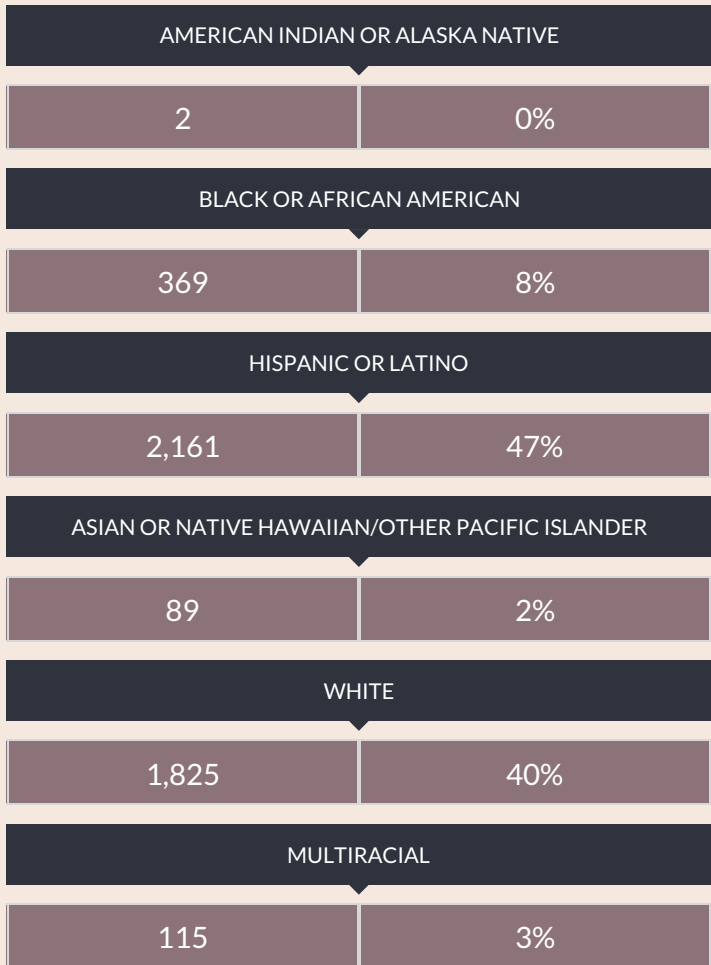
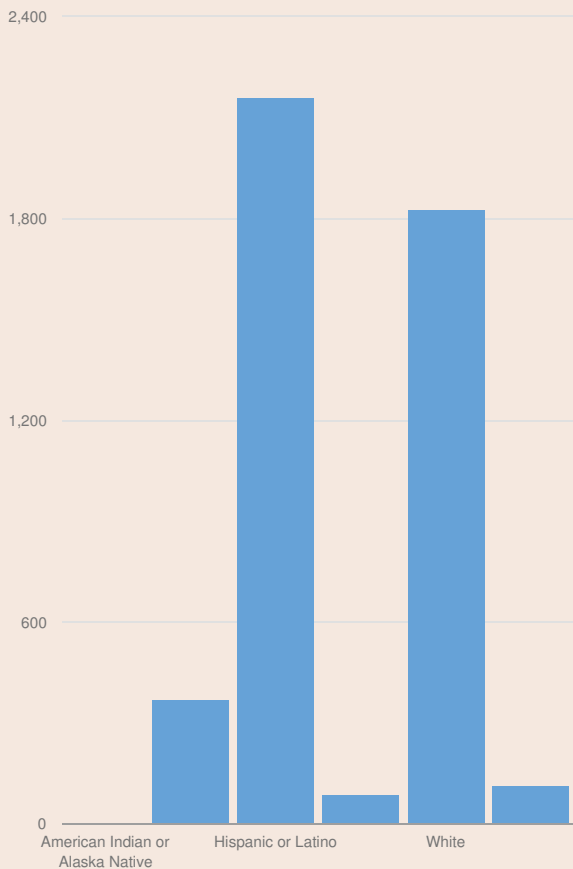
HUNTINGTON UFSD ENROLLMENT (2016 - 17)

K-12 Enrollment: 4,561

ENROLLMENT BY GENDER



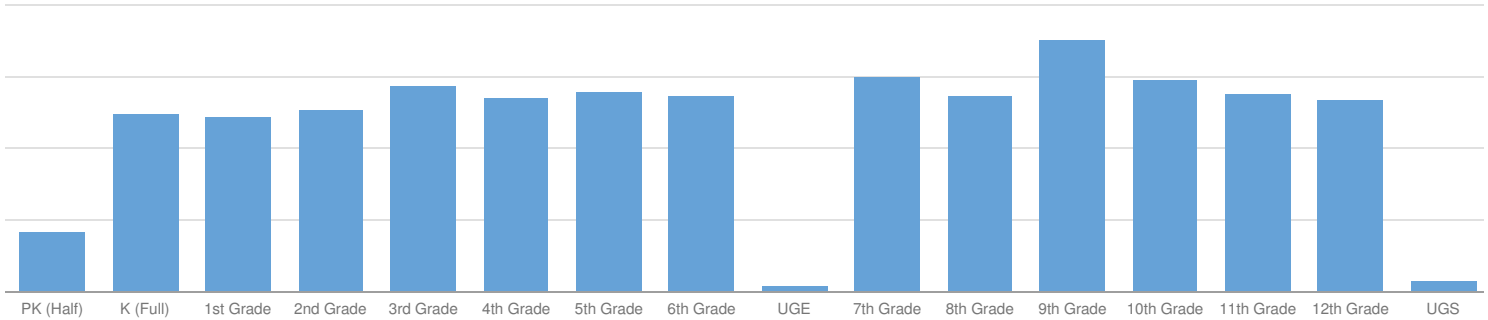
ENROLLMENT BY ETHNICITY



OTHER GROUPS

ENGLISH LANGUAGE LEARNERS		STUDENTS WITH DISABILITIES		ECONOMICALLY DISADVANTAGED	
866	19%	632	14%	2,472	54%

ENROLLMENT BY GRADE



PRE-K (HALF DAY)	K (FULL DAY)	1ST GRADE	2ND GRADE
106 2%	311 7%	305 7%	316 7%
3RD GRADE	4TH GRADE	5TH GRADE	6TH GRADE
360 8%	339 7%	349 7%	341 7%
UNGRADED ELEMENTARY	7TH GRADE	8TH GRADE	9TH GRADE
12 0%	376 8%	342 7%	439 9%
10TH GRADE	11TH GRADE	12TH GRADE	UNGRADED SECONDARY
370 8%	345 7%	335 7%	21 0%