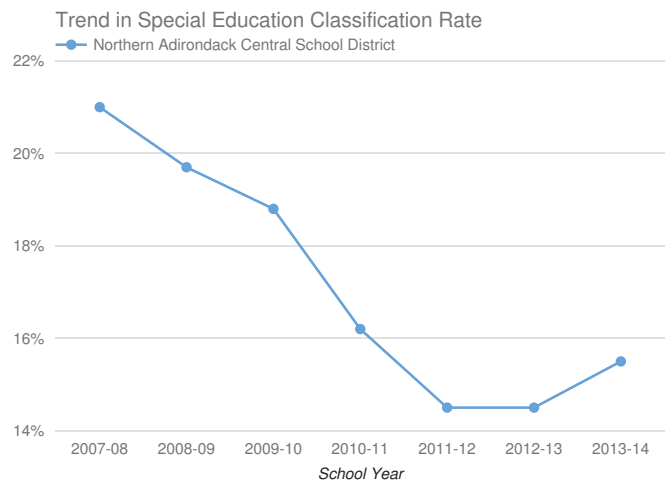
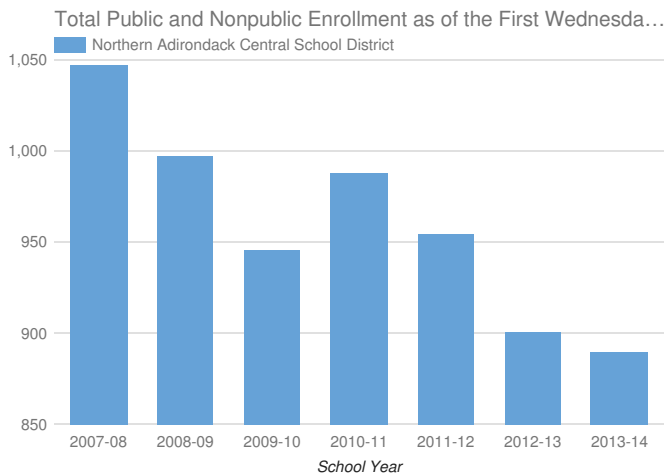


- Enrollment & Classification Rate
- Indicator 1: Graduation Rate
- Indicator 2: Drop-Out Rate
- Indicator 3: State Assessments
- Indicator 4A: Suspension Rate
- Indicator 4B: Significant Discrepancy by Race/Ethnicity in Suspension Rate
- Indicator 5: School-Age Least Restrictive Environment (LRE)
- Indicator 6: Preschool Least Restrictive Environment (LRE)
- Indicator 7: Preschool Outcomes
- Indicator 8: Parental Involvement
- Indicator 9: Disproportionality - Identification for Special Education
- Indicator 10A: Disproportionality in Specific Disability Categories
- Indicator 10B: Disproportionality in Special Education Placements
- Indicator 11: Timely Evaluations (Child Find)
- Indicator 12: Early Childhood Transition
- Indicator 13: Secondary Transition
- Indicator 14: Post-School Outcomes

Northern Adirondack Central School District 2013-14

Enrollment And Classification Rate



District Enrollment: **890**

SCHOOL-AGE STUDENTS WITH DISABILITIES AND CLASSIFICATION RATE

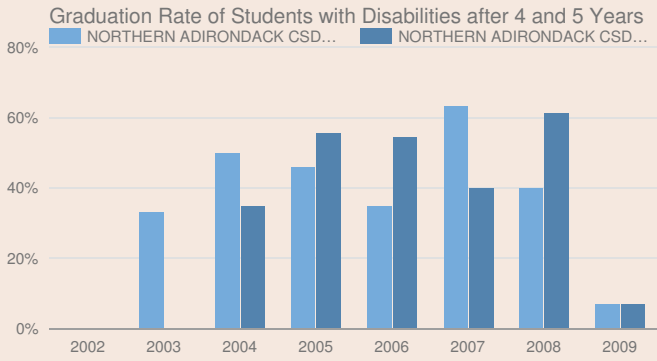
138

15.5%

PRESCHOOL STUDENTS WITH DISABILITIES

14

Indicator 1: Graduation Rate of Students with Disabilities



2009 TOTAL COHORT - AUGUST 2013

Students with Disabilities and Graduation rate

14

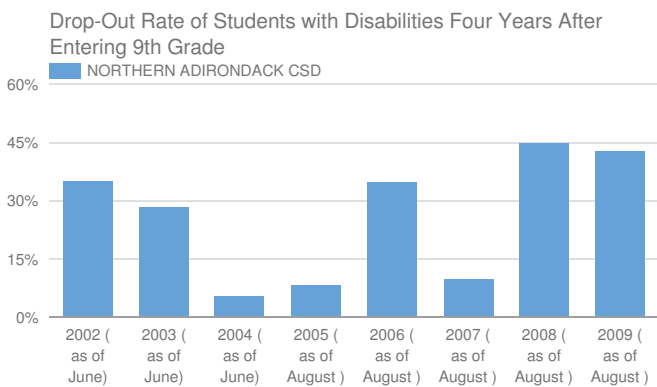
7.1%

State target and does district meet target

53% or higher

Not Applicable*

Indicator 2: Drop-Out Rate of Students with Disabilities



2009 TOTAL COHORT 4 YEARS LATER - AUGUST 2013

Students with Disabilities and Drop-out Rate

14

42.9%

State target and does district meet target

14% or lower

Not Applicable*

* Districts are only held accountable for the performance of students when there are at least 30 students in the total cohort.

Indicator 3: State Assessments

Participation in and Performance on State Assessments

GRADE 3-8 ELA

Students with disabilities and participation rate

73

97%

State target and does district meet target

95%

Yes, met state target

GRADE 3-8 MATH

Students with disabilities and participation rate

71

97%

State target and does district meet target

95%

Yes, met state target

HIGH SCHOOL ELA

Students with disabilities and participation rate

-

-

State target and does district meet target

95%

-

HIGH SCHOOL MATH

Students with disabilities and participation rate

-

-

State target and does district meet target

95%

-

Performance on State Assessments and Adequate Yearly Progress (AYP)

GRADE 3-8 ELA

Percent at or above level 3

73

7%

State target and does district meet target

Make AYP

Yes, met state target

GRADE 3-8 MATH

Percent at or above level 3

71

13%

State target and does district meet target

Make AYP

Yes, met state target

HIGH SCHOOL ELA

Percent at or above level 3

-

-

State target and does district meet target

Make AYP

-

Percent at or above level 3

-

-

State target and does district meet target

Make AYP

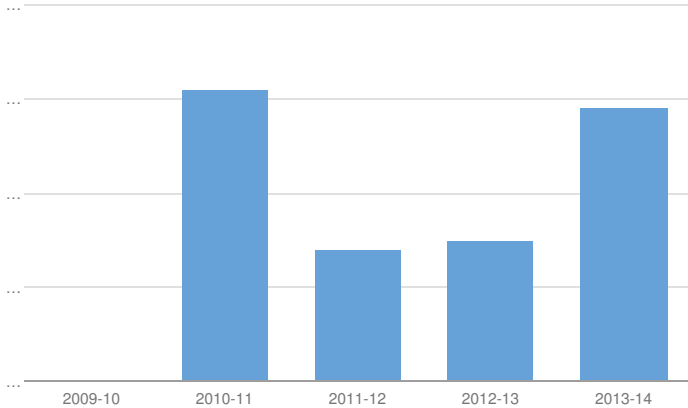
-

Participation in and performance on rate is suppressed if less than 40 students with disabilities are reported as enrolled for participation rate.

Indicator 4A: Suspension Rate

Suspension Rate of Students with Disabilities after 4 and 5 Years

Northern Adirondack Central School District



Students with Disabilities 138

SUSPENSION RATE 2013-14

Students with Disabilities Suspended Out-of-School for More than 10 Days and %

4

2.9%

State target and does district meet target

2.7% or lower

No, did not meet state target

Indicator 4B: Significant Discrepancy by Race/Ethnicity in Suspension Rate

SUSPENSION RATE 2013-14

Did the school district have significant discrepancy?

No

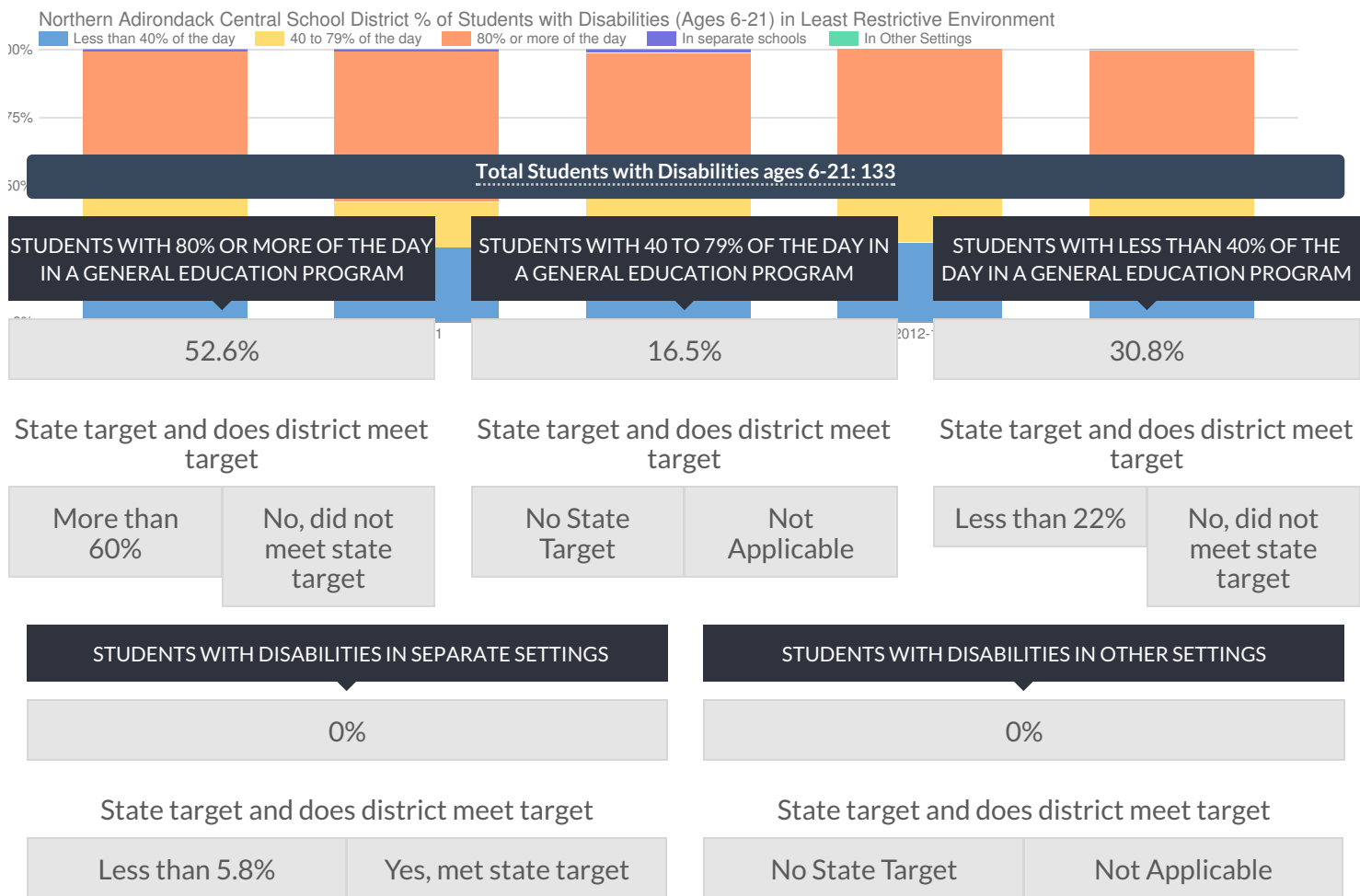
State target for 2013-14

State target and does district meet target

No school districts will have disproportionality that is the result of inappropriate policies, practices and procedures.

Yes, met state target

Indicator 5: School-age Least Restrictive Environment (LRE)



Indicator 6: Preschool Least Restrictive Environment (LRE)

Total Students with Disabilities: 19

STUDENTS WITH DISABILITIES WITH MEASUREMENT A

57.9%

State target and does district meet target

42.7% or higher

Yes, met state target

STUDENTS WITH DISABILITIES WITH MEASUREMENT B

0%

State target and does district meet target

26.3% or lower

Yes, met state target

Indicator 7: Preschool Outcomes

This district is not required to report for Indicator 7 for 2013-14 please see <http://www.p12.nysed.gov/sedcar/data.htm#subschedule> for the school year in which this school district will report data for this indicator.

Indicator 8: Parental Involvement

This district is not required to report for indicator 8 for 2013-14 please see <http://www.p12.nysed.gov/sedcar/data.htm#subschedule> for the school year in which this school district will report data for this indicator.

Indicator 9: Disproportionality - Identification for Special Education

DISPROPORTIONATE REPRESENTATION IN SPECIAL EDUCATION?

No

State target and does district meet target

No school districts will have disproportionality that is the result of inappropriate policies, practices and procedures.

Yes, met state target

Indicator 10A: Disproportionality in Specific Disability Categories

DISPROPORTIONATE REPRESENTATION IN SPECIFIC DISABILITY CATEGORIES?

No

State target and does district meet target

No school districts will have disproportionality that is the result of inappropriate policies, practices and procedures.

Yes, met state target

Indicator 10B: Disproportionality in Special Education Placements

DISPROPORTIONATE REPRESENTATION IN PARTICULAR SETTINGS?

No

State target and does district meet target

No school districts will have disproportionality that is the result of inappropriate policies, practices and procedures.

Yes, met state target

Indicator 11: Timely Evaluations (Child Find)

NUMBER OF PRESCHOOL STUDENTS FOR WHOM PARENTAL CONSENT TO EVALUATE WAS RECEIVED (JULY 1, 2013 TO JUNE 30, 2014)

13

NUMBER OF PRESCHOOL STUDENTS WHOSE EVALUATIONS WERE COMPLETED WITHIN THE STATE ESTABLISHED TIMELINE

8

NUMBER OF PRESCHOOL STUDENTS WHOSE EVALUATIONS WERE NOT COMPLETED WITHIN STATE ESTABLISHED TIME LINES, BUT FOR REASONS THAT ARE CONSIDERED TO BE IN COMPLIANCE WITH STATE REQUIREMENTS

0

COMPLIANCE RATE - [LINE 2 DIVIDED BY (LINE 1 MINUS LINE 3)*100]

61.5%

State target and does district meet target

100%

No, did not meet state target

NUMBER OF SCHOOL-AGE STUDENTS FOR WHOM PARENTAL CONSENT TO EVALUATE WAS RECEIVED (JULY 1, 2013 TO JUNE 30, 2014)

8

NUMBER OF SCHOOL-AGE STUDENTS WHOSE EVALUATIONS WERE COMPLETED WITHIN THE STATE ESTABLISHED TIMELINE

5

NUMBER OF SCHOOL-AGE STUDENTS WHOSE EVALUATIONS WERE NOT COMPLETED WITHIN STATE ESTABLISHED TIME LINES, BUT FOR REASONS THAT ARE CONSIDERED TO BE IN COMPLIANCE WITH STATE REQUIREMENTS

0

COMPLIANCE RATE - [LINE 2 DIVIDED BY (LINE 1 MINUS LINE 3)*100]

62.5%

State target and does district meet target

100%

No, did not meet state target

NUMBER OF COMBINED STUDENTS FOR WHOM PARENTAL CONSENT TO EVALUATE WAS RECEIVED (JULY 1, 2013 TO JUNE 30, 2014)

21

NUMBER OF COMBINED STUDENTS WHOSE EVALUATIONS WERE COMPLETED WITHIN THE STATE ESTABLISHED TIMELINE

13

NUMBER OF COMBINED STUDENTS WHOSE EVALUATIONS WERE NOT COMPLETED WITHIN STATE ESTABLISHED TIME LINES, BUT FOR REASONS THAT ARE CONSIDERED TO BE IN COMPLIANCE WITH STATE REQUIREMENTS

0

COMPLIANCE RATE - [LINE 2 DIVIDED BY (LINE 1 MINUS LINE 3)*100]

61.9%

State target and does district meet target

100%

No, did not meet state target

Indicator 12: Early Childhood Transition

Percent of children with IEPs who transitioned from early intervention services (Part C) to preschool special education services (Part B) and received their preschool special education services by their third birthdays consistent with State law.

This district is not required to report for Indicator 12 for 2013-14 please see <http://www.p12.nysed.gov/sedcar/data.htm#subschedule> for the school year in which this school district will report data for this indicator.

Indicator 13: Secondary Transition

This district is not required to report for Indicator 13 for 2013-14 please see <http://www.p12.nysed.gov/sedcar/data.htm#subschedule> for the school year in which this school district will report data for this indicator.

Indicator 14: Post-School Outcomes

This district is not required to report for Indicator 14 for 2013-14 please see <http://www.p12.nysed.gov/sedcar/data.htm#subschedule> for the school year in which this school district will report data for this indicator.