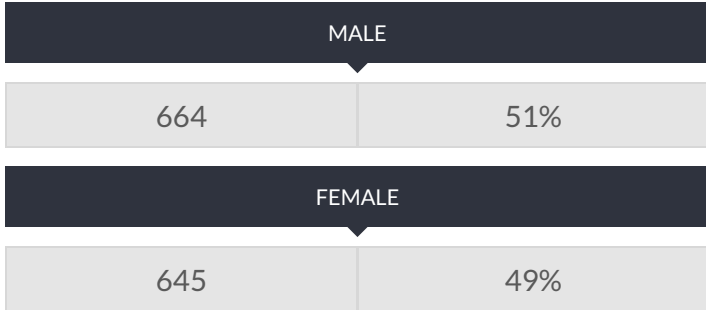


These enrollment data are collected as part of NYSED's Student Information Repository System (SIRS). These counts are as of "BEDS Day" which is typically the first Wednesday in October. Available are enrollment counts for public and charter school students by various demographics for the 2017 - 18 school year. For nonpublic school enrollment data please see the [Non-Public School Enrollment and Staff information](#) on our Information and Reporting Services webpage.

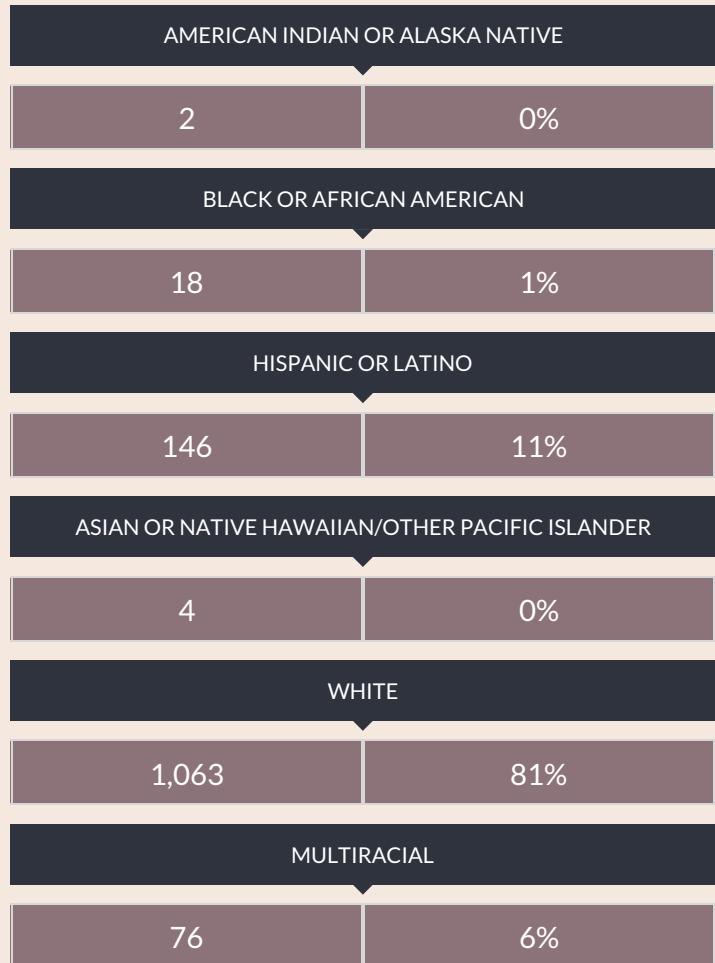
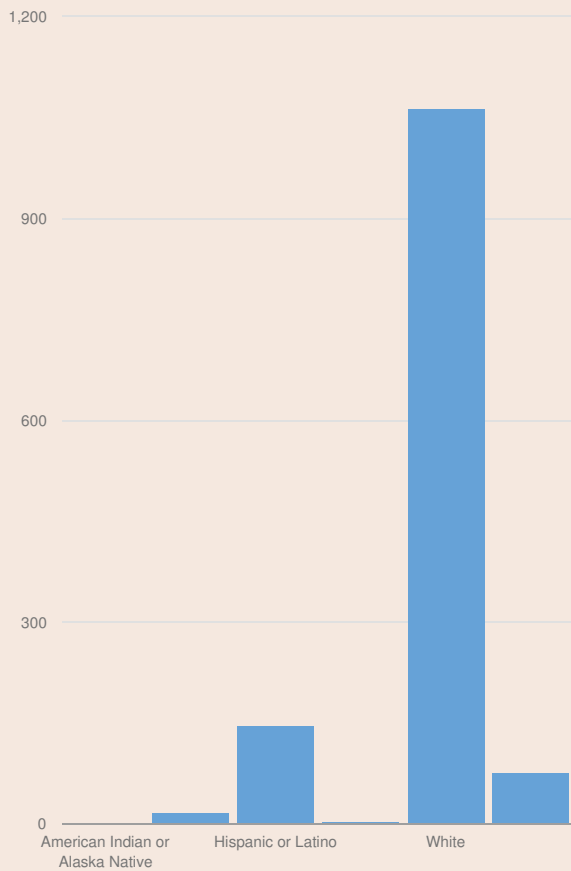
TACONIC HILLS CSD ENROLLMENT (2017 - 18)

K-12 Enrollment: 1,309

ENROLLMENT BY GENDER



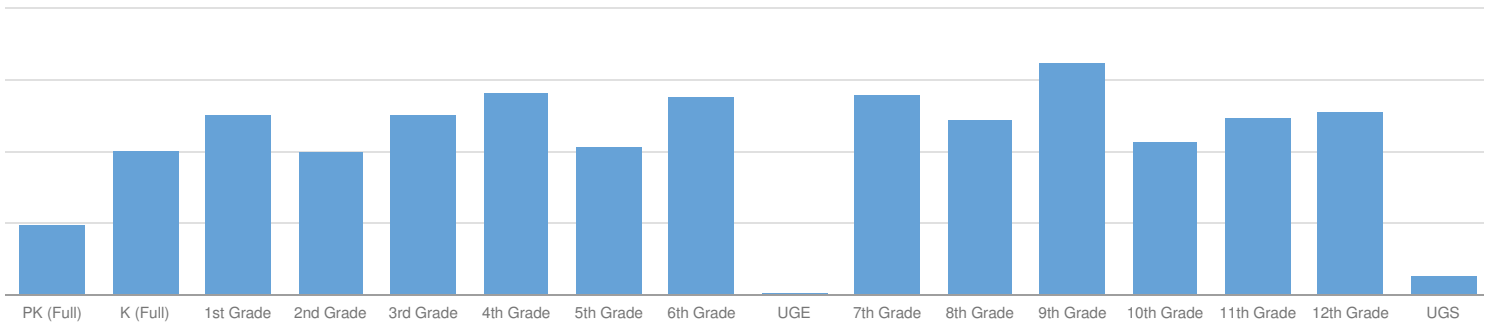
ENROLLMENT BY ETHNICITY



OTHER GROUPS

ENGLISH LANGUAGE LEARNERS		STUDENTS WITH DISABILITIES		ECONOMICALLY DISADVANTAGED			
23	2%	177	14%	812	62%		
MIGRANT		HOMELESS		FOSTER CARE		PARENT IN ARMED FORCES	
16	1%	19	1%	—	—	24	2%

ENROLLMENT BY GRADE



PRE-K (FULL DAY)	K (FULL DAY)	1ST GRADE	2ND GRADE
39	81	101	80
3%	6%	7%	6%
3RD GRADE	4TH GRADE	5TH GRADE	6TH GRADE
101	113	83	111
7%	8%	6%	8%
UNGRADED ELEMENTARY	7TH GRADE	8TH GRADE	9TH GRADE
1	112	98	130
0%	8%	7%	10%
10TH GRADE	11TH GRADE	12TH GRADE	UNGRADED SECONDARY
86	99	102	11
6%	7%	8%	1%