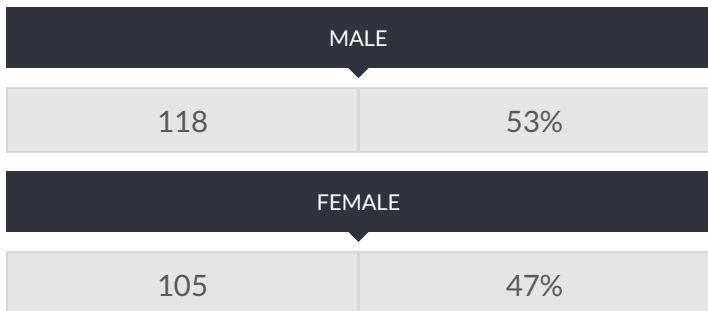


These enrollment data are collected as part of NYSED's Student Information Repository System (SIRS). These counts are as of "BEDS Day" which is typically the first Wednesday in October. Available are enrollment counts for public and charter school students by various demographics for the 2013 - 14 school year. For nonpublic school enrollment data please see the [Non-Public School Enrollment and Staff information](#) on our Information and Reporting Services webpage.

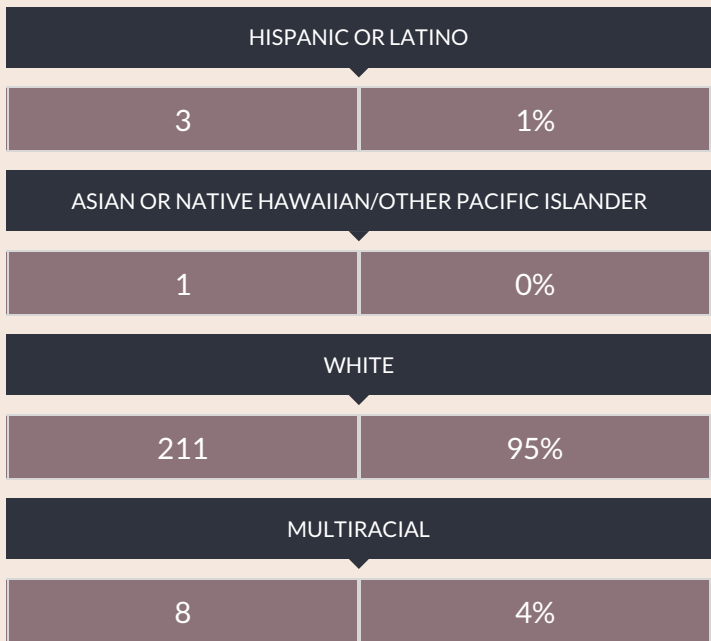
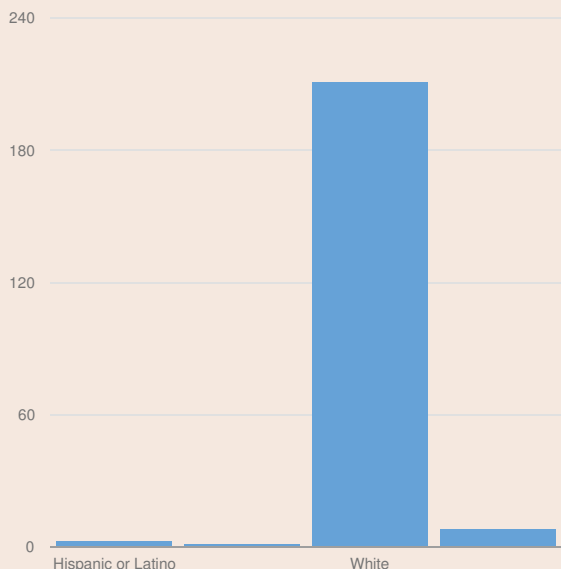
WESTPORT CSD ENROLLMENT (2013 - 14)

K-12 Enrollment: 223

ENROLLMENT BY GENDER



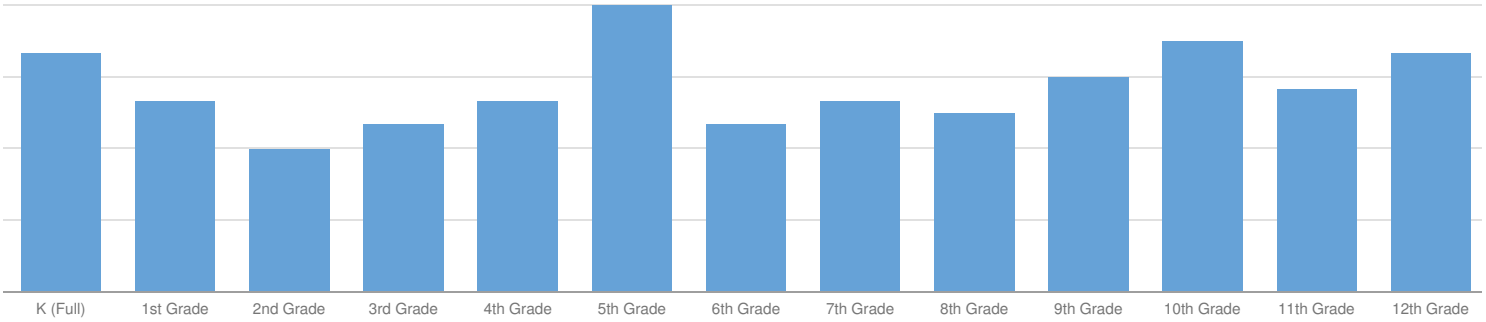
ENROLLMENT BY ETHNICITY



OTHER GROUPS

ENGLISH LANGUAGE LEARNERS		STUDENTS WITH DISABILITIES		ECONOMICALLY DISADVANTAGED	
—	—	28	13%	97	43%

ENROLLMENT BY GRADE



K (FULL DAY)	1ST GRADE	2ND GRADE	3RD GRADE
20 9%	16 7%	12 5%	14 6%
4TH GRADE	5TH GRADE	6TH GRADE	7TH GRADE
16 7%	24 11%	14 6%	16 7%
8TH GRADE	9TH GRADE	10TH GRADE	11TH GRADE
15 7%	18 8%	21 9%	17 8%
12TH GRADE			
20 9%			