
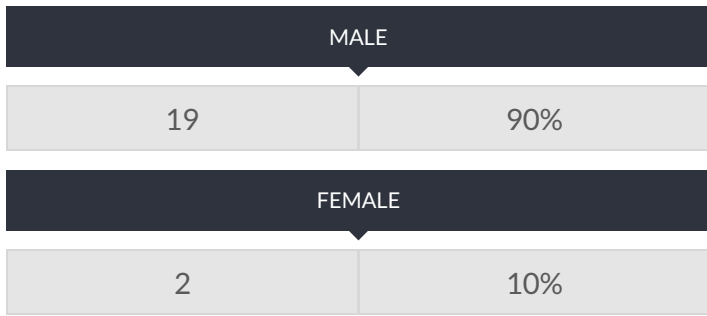
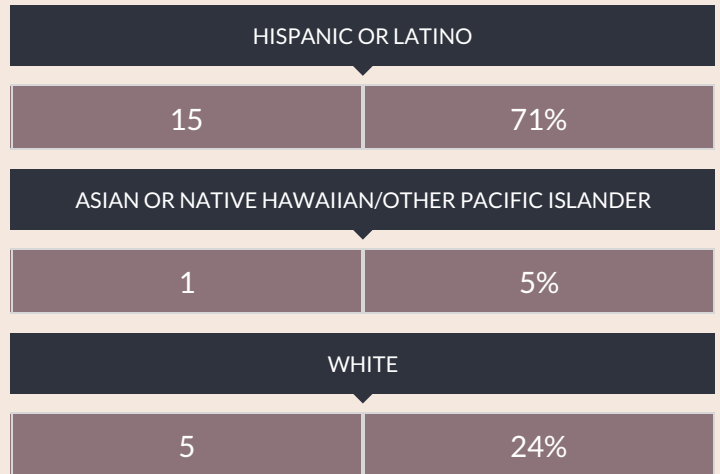


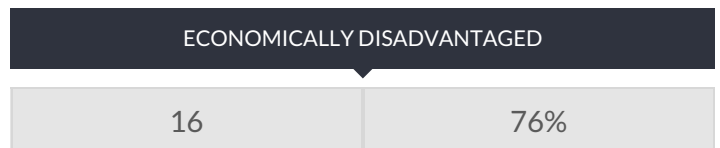
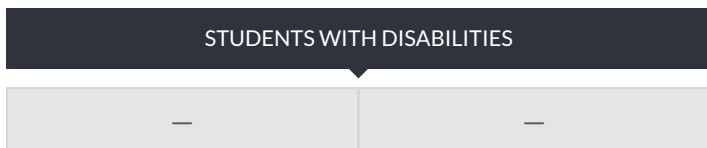
ENROLLMENT BY GENDER



ENROLLMENT BY ETHNICITY



OTHER GROUPS



ENROLLMENT BY GRADE

6TH GRADE

6	29%
---	-----

7TH GRADE

6	29%
---	-----

8TH GRADE

9	43%
---	-----

© COPYRIGHT NEW YORK STATE EDUCATION DEPARTMENT, ALL RIGHTS RESERVED.

THIS DOCUMENT WAS CREATED ON: JULY 19, 2019, 8:59 PM EST