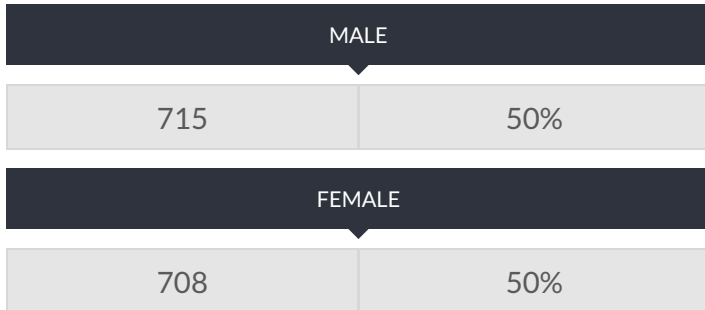


These enrollment data are collected as part of NYSED's Student Information Repository System (SIRS). These counts are as of "BEDS Day" which is typically the first Wednesday in October. Available are enrollment counts for public and charter school students by various demographics for the 2017 - 18 school year. For nonpublic school enrollment data please see the [Non-Public School Enrollment and Staff information](#) on our Information and Reporting Services webpage.

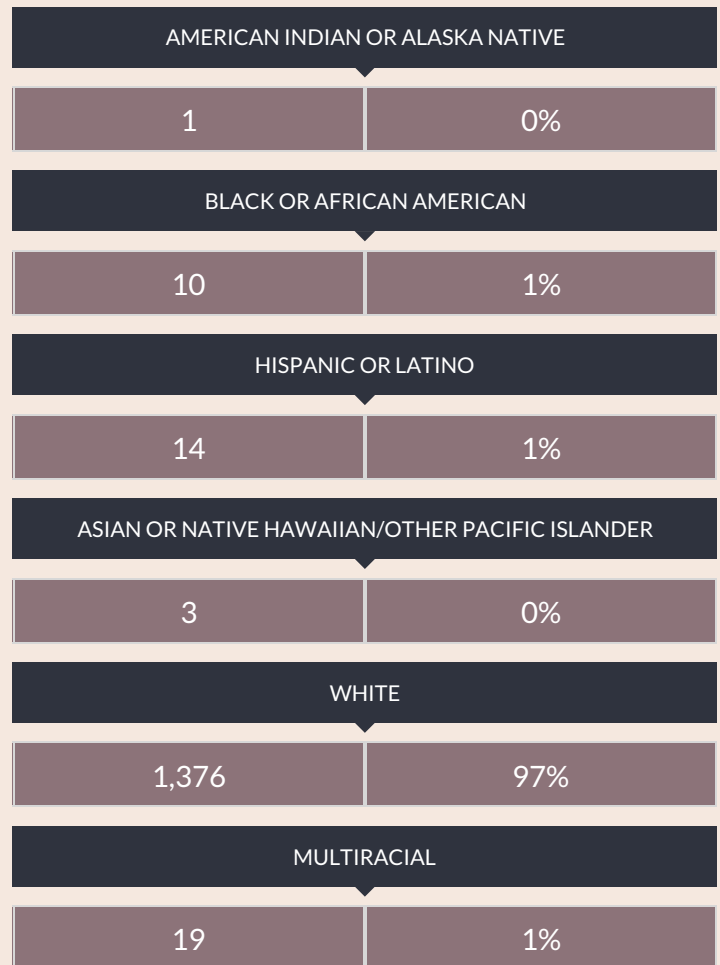
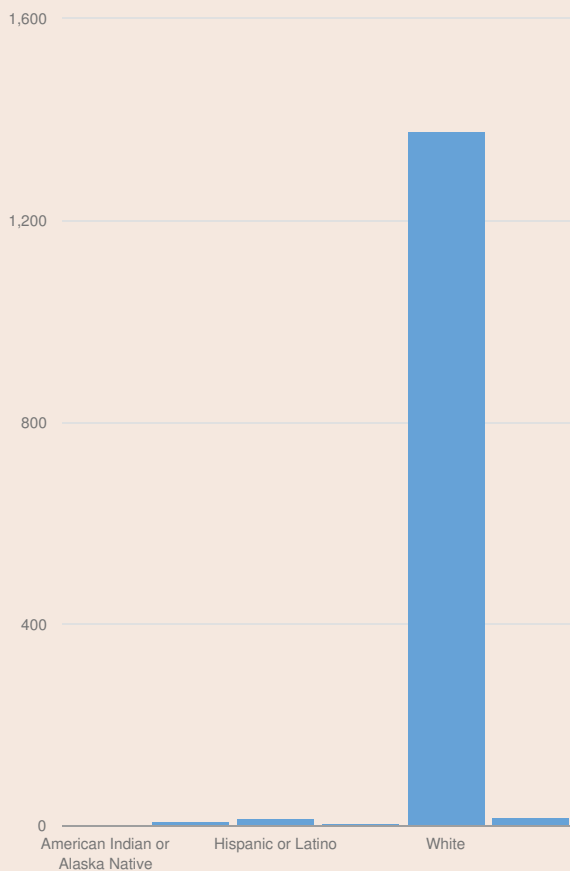
SARANAC CSD ENROLLMENT (2017 - 18)

K-12 Enrollment: 1,423

ENROLLMENT BY GENDER



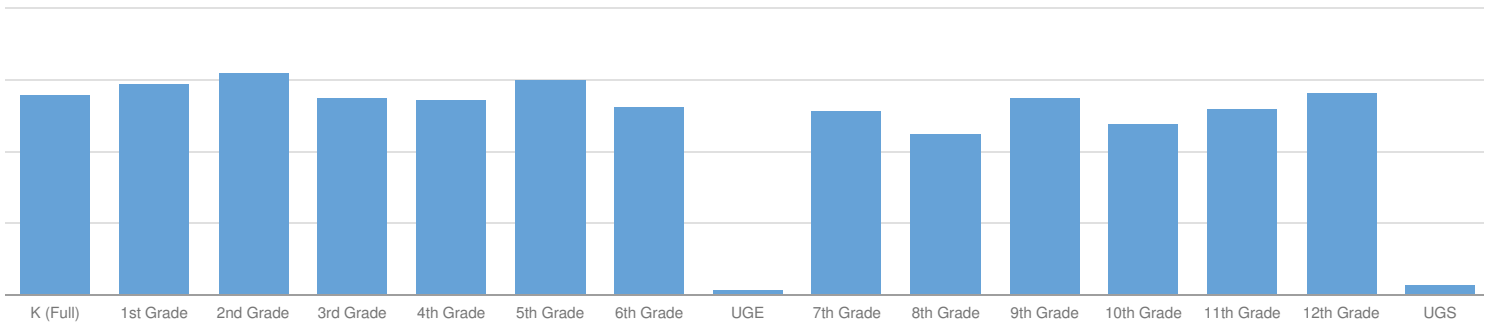
ENROLLMENT BY ETHNICITY



OTHER GROUPS

ENGLISH LANGUAGE LEARNERS		STUDENTS WITH DISABILITIES		ECONOMICALLY DISADVANTAGED			
—	—	213	15%	602	42%		
MIGRANT		HOMELESS		FOSTER CARE		PARENT IN ARMED FORCES	
—	—	10	1%	—	—	11	1%

ENROLLMENT BY GRADE



K (FULL DAY)	112	8%	1ST GRADE	118	8%	2ND GRADE	124	9%	3RD GRADE	110	8%
4TH GRADE	109	8%	5TH GRADE	120	8%	6TH GRADE	105	7%	UNGRADED ELEMENTARY	3	0%
7TH GRADE	103	7%	8TH GRADE	90	6%	9TH GRADE	110	8%	10TH GRADE	96	7%
11TH GRADE	104	7%	12TH GRADE	113	8%	UNGRADED SECONDARY	6	0%			