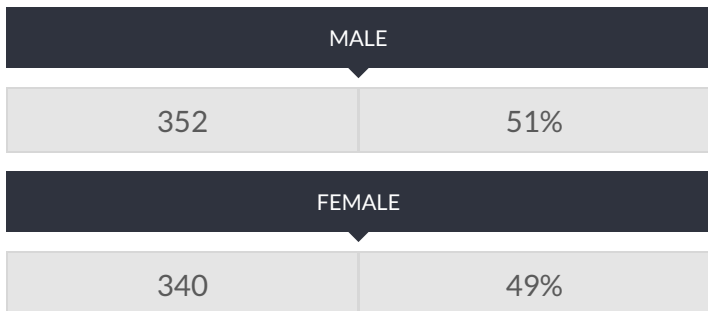


These enrollment data are collected as part of NYSED's Student Information Repository System (SIRS). These counts are as of "BEDS Day" which is typically the first Wednesday in October. Available are enrollment counts for public and charter school students by various demographics for the 2014 - 15 school year. For nonpublic school enrollment data please see the [Non-Public School Enrollment and Staff information](#) on our Information and Reporting Services webpage.

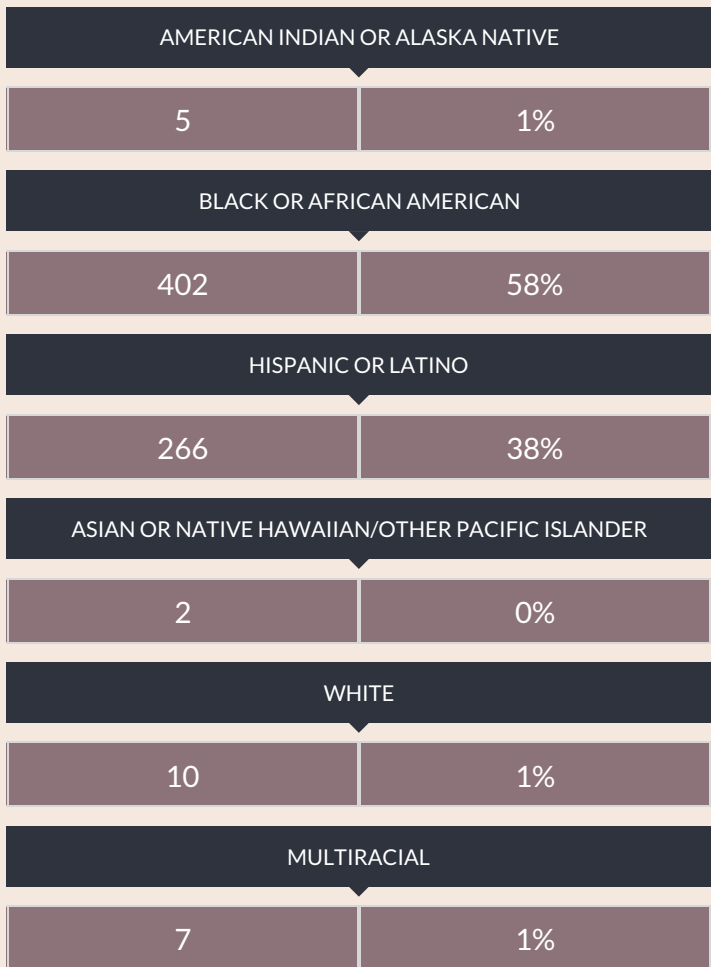
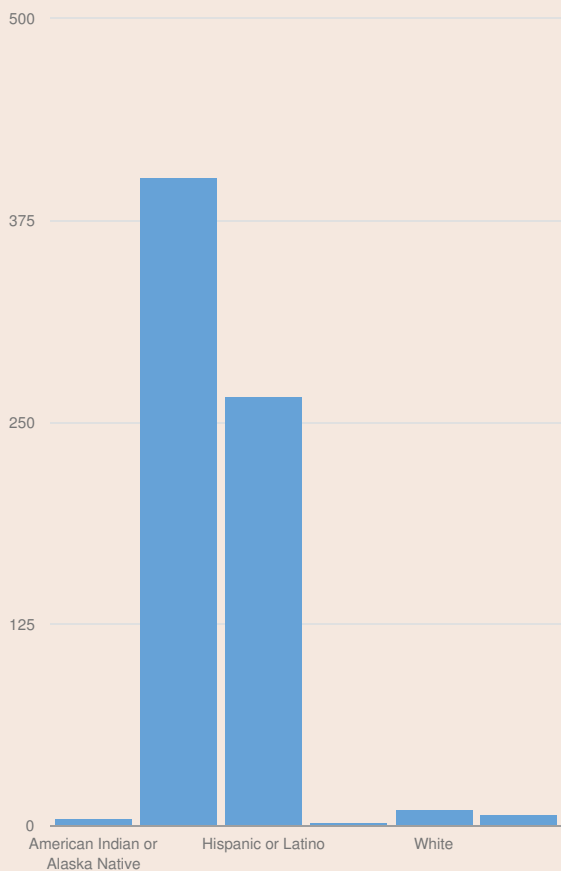
## HARLEM PREP CHARTER SCHOOL ENROLLMENT (2014 - 15)

K-12 Enrollment: 692

### ENROLLMENT BY GENDER



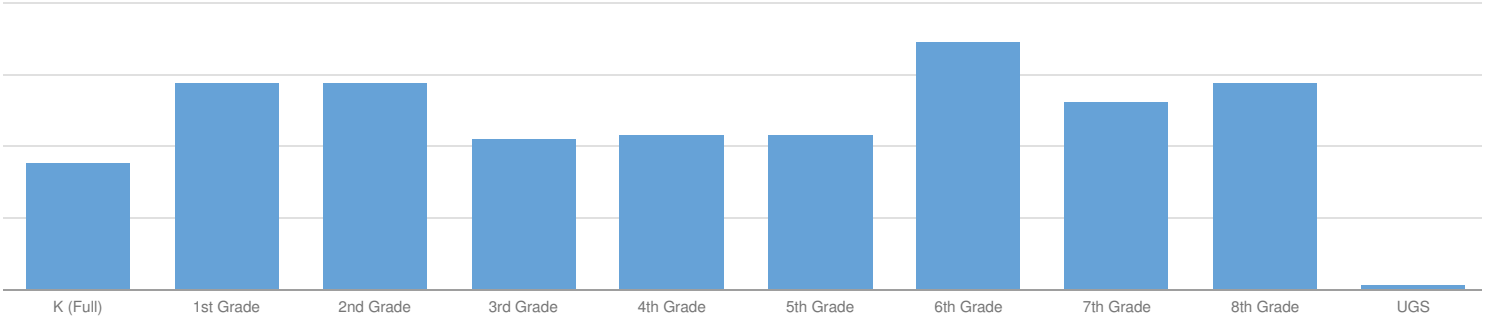
### ENROLLMENT BY ETHNICITY



# OTHER GROUPS

ENGLISH LANGUAGE LEARNERS		STUDENTS WITH DISABILITIES		ECONOMICALLY DISADVANTAGED	
43	6%	132	19%	503	73%

# ENROLLMENT BY GRADE



<b>K (FULL DAY)</b>	<b>1ST GRADE</b>	<b>2ND GRADE</b>	<b>3RD GRADE</b>
53   8%	87   13%	87   13%	63   9%
<b>4TH GRADE</b>	<b>5TH GRADE</b>	<b>6TH GRADE</b>	<b>7TH GRADE</b>
65   9%	65   9%	104   15%	79   11%
<b>8TH GRADE</b>	<b>UNGRADED SECONDARY</b>		
87   13%	2   0%		

© COPYRIGHT NEW YORK STATE EDUCATION DEPARTMENT, ALL RIGHTS RESERVED.

THIS DOCUMENT WAS CREATED ON: OCTOBER 15, 2019, 10:12 AM EST