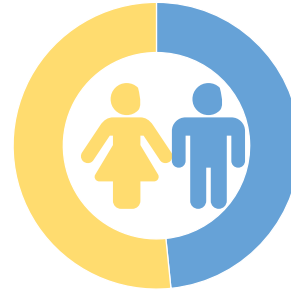
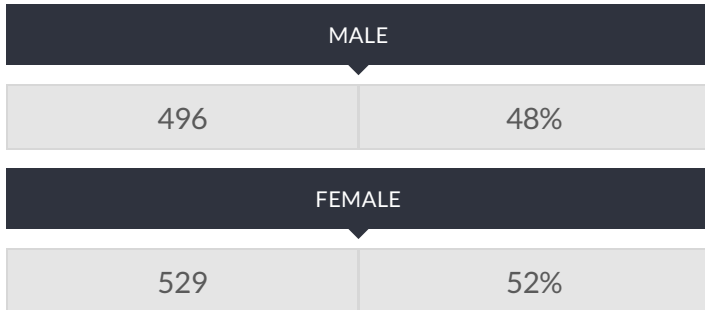


These enrollment data are collected as part of NYSED's Student Information Repository System (SIRS). These counts are as of "BEDS Day" which is typically the first Wednesday in October. Available are enrollment counts for public and charter school students by various demographics for the 2016 - 17 school year. For nonpublic school enrollment data please see the [Non-Public School Enrollment and Staff information](#) on our Information and Reporting Services webpage.

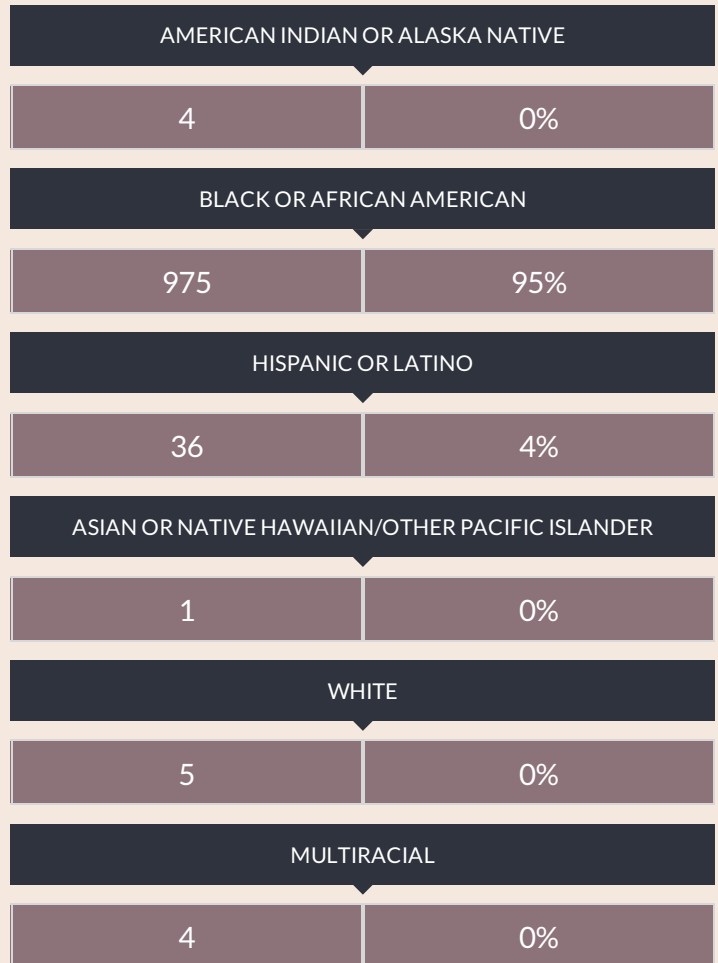
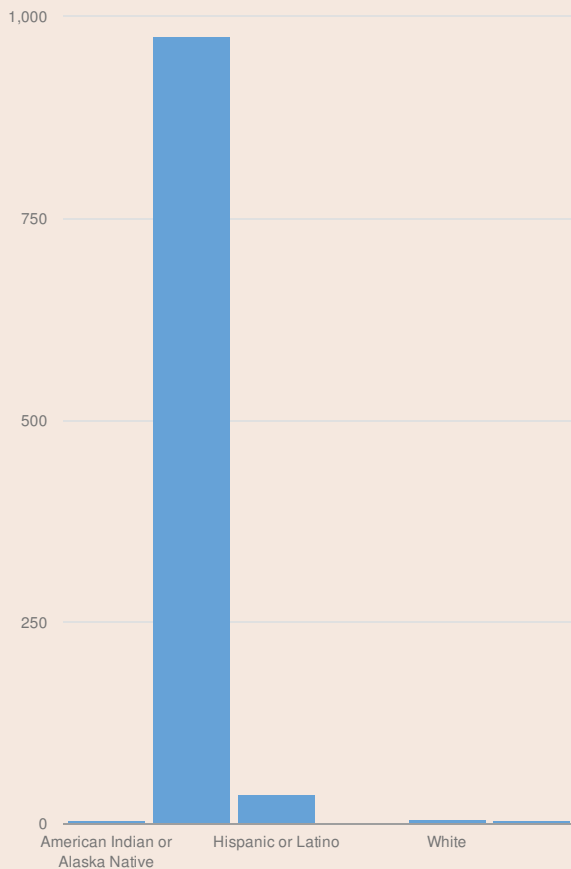
ACHIEVEMENT FIRST CROWN HEIGHTS ENROLLMENT (2016 - 17)

K-12 Enrollment: 1,025

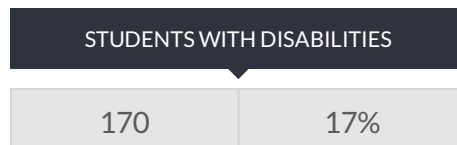
ENROLLMENT BY GENDER



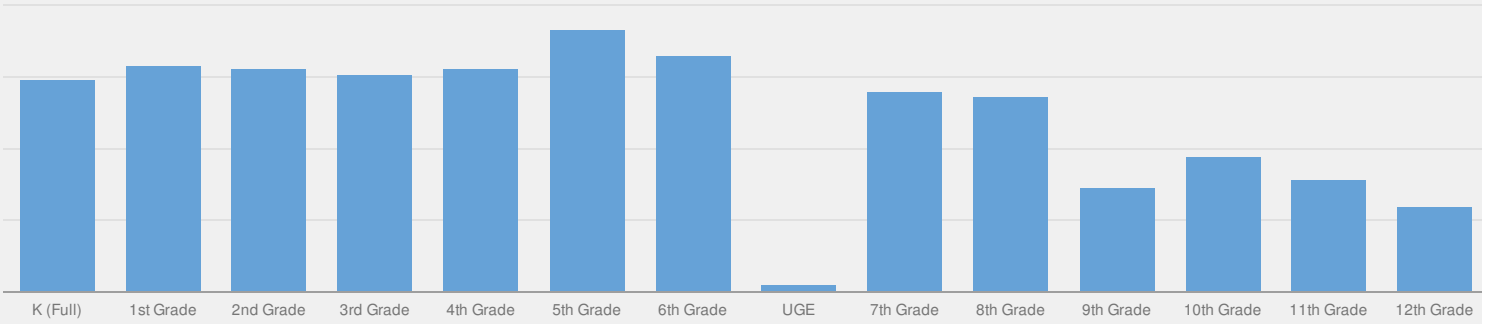
ENROLLMENT BY ETHNICITY



OTHER GROUPS



ENROLLMENT BY GRADE



K (FULL DAY)	1ST GRADE	2ND GRADE	3RD GRADE
89 9%	95 9%	94 9%	91 9%
4TH GRADE	5TH GRADE	6TH GRADE	UNGRADED ELEMENTARY
94 9%	110 11%	99 10%	3 0%
7TH GRADE	8TH GRADE	9TH GRADE	10TH GRADE
84 8%	82 8%	44 4%	57 6%
11TH GRADE	12TH GRADE		
47 5%	36 4%		

© COPYRIGHT NEW YORK STATE EDUCATION DEPARTMENT, ALL RIGHTS RESERVED.

THIS DOCUMENT WAS CREATED ON: JANUARY 19, 2019, 1:16 AM EST