

# PEEKSKILL CITY SCHOOL DISTRICT GRADUATION PATHWAYS DATA

The Board of Regents approved regulations establishing multiple, comparably rigorous assessment pathways to graduation for all students. The recently approved regulations recognize the importance of engaging students' interests in rigorous and relevant academic programs in the Arts; Languages other than English (LOTE)/Biliteracy; Career and Technical Education (CTE); Humanities; Science, Technology, Engineering and Mathematics (STEM); and Career Developmental Occupational Studies (CDOS). The revised regulation allows students to use a passing score on an approved pathway assessment or successful completion of program requirements for the CDOS credential toward meeting the assessment requirements for graduation.

Complete information on the types of diploma credentials which can be earned and the criteria for each .

Additional information on Graduation Pathways can be found on [the Curriculum and Instruction site](#).

## PATHWAYS FOR ALL STUDENTS

TOTAL GRADUATES IN COHORT: 174

### HUMANITIES

136

78%

### HUMANITIES ALTERNATIVE

0

0%

### ARTS

0

0%

### CAREER AND TECHNICAL EDUCATION

1

1%

### MATH

1

1%

### SCIENCE

35

20%

### CAREER DEVELOPMENT AND OCCUPATIONAL STUDIES

0

0%

### LANGUAGES OTHER THAN ENGLISH

0

0%

## PATHWAYS FOR FEMALE STUDENTS

TOTAL GRADUATES IN COHORT: 91

### HUMANITIES

72

79%

### HUMANITIES ALTERNATIVE

0

0%

### ARTS

0

0%

### CAREER AND TECHNICAL EDUCATION

0

0%

### MATH

1

1%

### SCIENCE

17

19%

### CAREER DEVELOPMENT AND OCCUPATIONAL STUDIES

0

0%

### LANGUAGES OTHER THAN ENGLISH

0

0%

## PATHWAYS FOR MALE STUDENTS

TOTAL GRADUATES IN COHORT: 83

### HUMANITIES

64	77%
----	-----

### ARTS

0	0%
---	----

### MATH

0	0%
---	----

### CAREER DEVELOPMENT AND OCCUPATIONAL STUDIES

0	0%
---	----

### HUMANITIES ALTERNATIVE

0	0%
---	----

### CAREER AND TECHNICAL EDUCATION

1	1%
---	----

### SCIENCE

18	22%
----	-----

### LANGUAGES OTHER THAN ENGLISH

0	0%
---	----

## PATHWAYS FOR MULTIRACIAL STUDENTS

TOTAL GRADUATES IN COHORT: 2

### HUMANITIES

2	100%
---	------

### ARTS

0	0%
---	----

### MATH

0	0%
---	----

### CAREER DEVELOPMENT AND OCCUPATIONAL STUDIES

0	0%
---	----

### HUMANITIES ALTERNATIVE

0	0%
---	----

### CAREER AND TECHNICAL EDUCATION

0	0%
---	----

### SCIENCE

0	0%
---	----

### LANGUAGES OTHER THAN ENGLISH

0	0%
---	----

## PATHWAYS FOR AMERICAN INDIAN OR ALASKA NATIVE STUDENTS

TOTAL GRADUATES IN COHORT: 0

### HUMANITIES

0	0%
---	----

### ARTS

0	0%
---	----

### MATH

0	0%
---	----

### CAREER DEVELOPMENT AND OCCUPATIONAL STUDIES

### HUMANITIES ALTERNATIVE

0	0%
---	----

### CAREER AND TECHNICAL EDUCATION

0	0%
---	----

### SCIENCE

0	0%
---	----

### LANGUAGES OTHER THAN ENGLISH

0	0%
---	----

0

0%

# PATHWAYS FOR ASIAN OR NATIVE HAWAIIAN/OTHER PACIFIC ISLANDER STUDENTS

TOTAL GRADUATES IN COHORT: 6

## HUMANITIES

5

83%

## ARTS

0

0%

## MATH

0

0%

## CAREER DEVELOPMENT AND OCCUPATIONAL STUDIES

0

0%

## HUMANITIES ALTERNATIVE

0

0%

## CAREER AND TECHNICAL EDUCATION

0

0%

## SCIENCE

1

17%

## LANGUAGES OTHER THAN ENGLISH

0

0%

# PATHWAYS FOR WHITE STUDENTS

TOTAL GRADUATES IN COHORT: 18

## HUMANITIES

10

56%

## ARTS

0

0%

## MATH

0

0%

## CAREER DEVELOPMENT AND OCCUPATIONAL STUDIES

0

0%

## HUMANITIES ALTERNATIVE

0

0%

## CAREER AND TECHNICAL EDUCATION

1

6%

## SCIENCE

7

39%

## LANGUAGES OTHER THAN ENGLISH

0

0%

# PATHWAYS FOR BLACK OR AFRICAN AMERICAN STUDENTS

TOTAL GRADUATES IN COHORT: 48

## HUMANITIES

35

73%

## ARTS

0

0%

## HUMANITIES ALTERNATIVE

0

0%

## CAREER AND TECHNICAL EDUCATION

0

0%

### MATH

1

2%

### CAREER DEVELOPMENT AND OCCUPATIONAL STUDIES

0

0%

### SCIENCE

12

25%

### LANGUAGES OTHER THAN ENGLISH

0

0%

## PATHWAYS FOR HISPANIC OR LATINO STUDENTS

TOTAL GRADUATES IN COHORT: 100

### HUMANITIES

84

84%

### ARTS

0

0%

### MATH

0

0%

### CAREER DEVELOPMENT AND OCCUPATIONAL STUDIES

0

0%

### HUMANITIES ALTERNATIVE

0

0%

### CAREER AND TECHNICAL EDUCATION

0

0%

### SCIENCE

15

15%

### LANGUAGES OTHER THAN ENGLISH

0

0%

## PATHWAYS FOR GENERAL-EDUCATION STUDENTS

TOTAL GRADUATES IN COHORT: 143

### HUMANITIES

109

76%

### ARTS

0

0%

### MATH

1

1%

### CAREER DEVELOPMENT AND OCCUPATIONAL STUDIES

0

0%

### HUMANITIES ALTERNATIVE

0

0%

### CAREER AND TECHNICAL EDUCATION

1

1%

### SCIENCE

31

22%

### LANGUAGES OTHER THAN ENGLISH

0

0%

## PATHWAYS FOR STUDENTS WITH DISABILITIES

TOTAL GRADUATES IN COHORT: 31

### HUMANITIES

### HUMANITIES ALTERNATIVE

27	87%
----	-----

ARTS

0	0%
---	----

MATH

0	0%
---	----

CAREER DEVELOPMENT AND OCCUPATIONAL STUDIES

0	0%
---	----

0	0%
---	----

CAREER AND TECHNICAL EDUCATION

0	0%
---	----

SCIENCE

4	13%
---	-----

LANGUAGES OTHER THAN ENGLISH

0	0%
---	----

## PATHWAYS FOR NON-ENGLISH LANGUAGE LEARNERS STUDENTS

TOTAL GRADUATES IN COHORT: 165

HUMANITIES

127	77%
-----	-----

ARTS

0	0%
---	----

MATH

1	1%
---	----

CAREER DEVELOPMENT AND OCCUPATIONAL STUDIES

0	0%
---	----

HUMANITIES ALTERNATIVE

0	0%
---	----

CAREER AND TECHNICAL EDUCATION

1	1%
---	----

SCIENCE

35	21%
----	-----

LANGUAGES OTHER THAN ENGLISH

0	0%
---	----

## PATHWAYS FOR ENGLISH LANGUAGE LEARNERS STUDENTS

TOTAL GRADUATES IN COHORT: 9

HUMANITIES

9	100%
---	------

ARTS

0	0%
---	----

MATH

0	0%
---	----

CAREER DEVELOPMENT AND OCCUPATIONAL STUDIES

0	0%
---	----

HUMANITIES ALTERNATIVE

0	0%
---	----

CAREER AND TECHNICAL EDUCATION

0	0%
---	----

SCIENCE

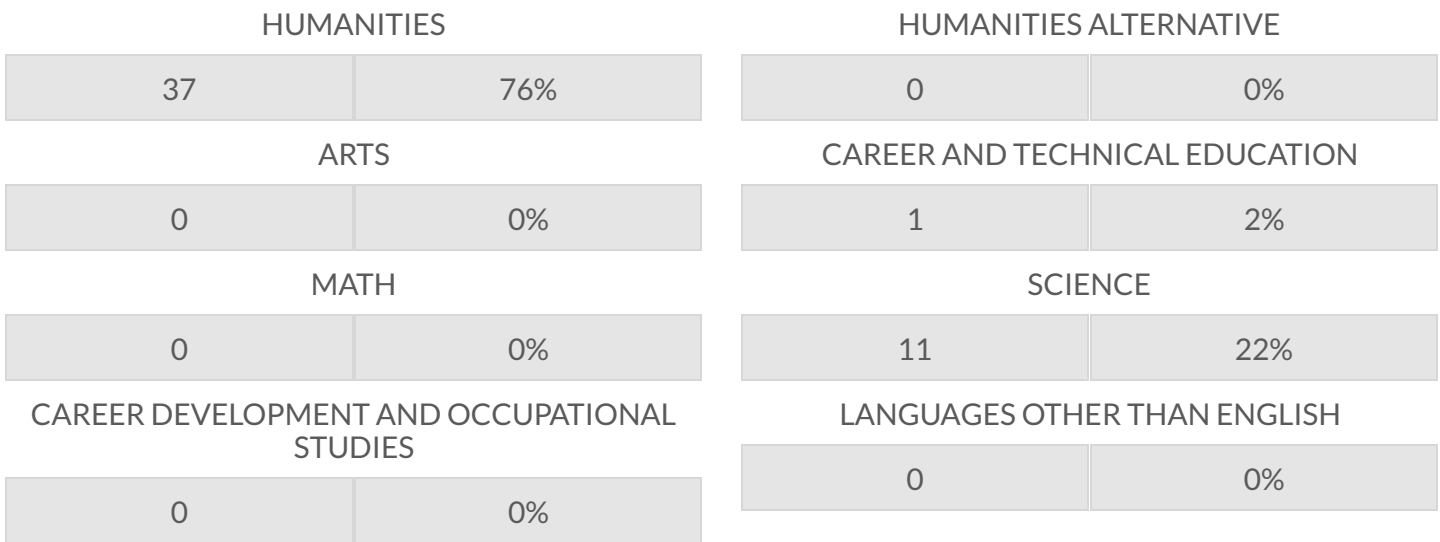
0	0%
---	----

LANGUAGES OTHER THAN ENGLISH

0	0%
---	----

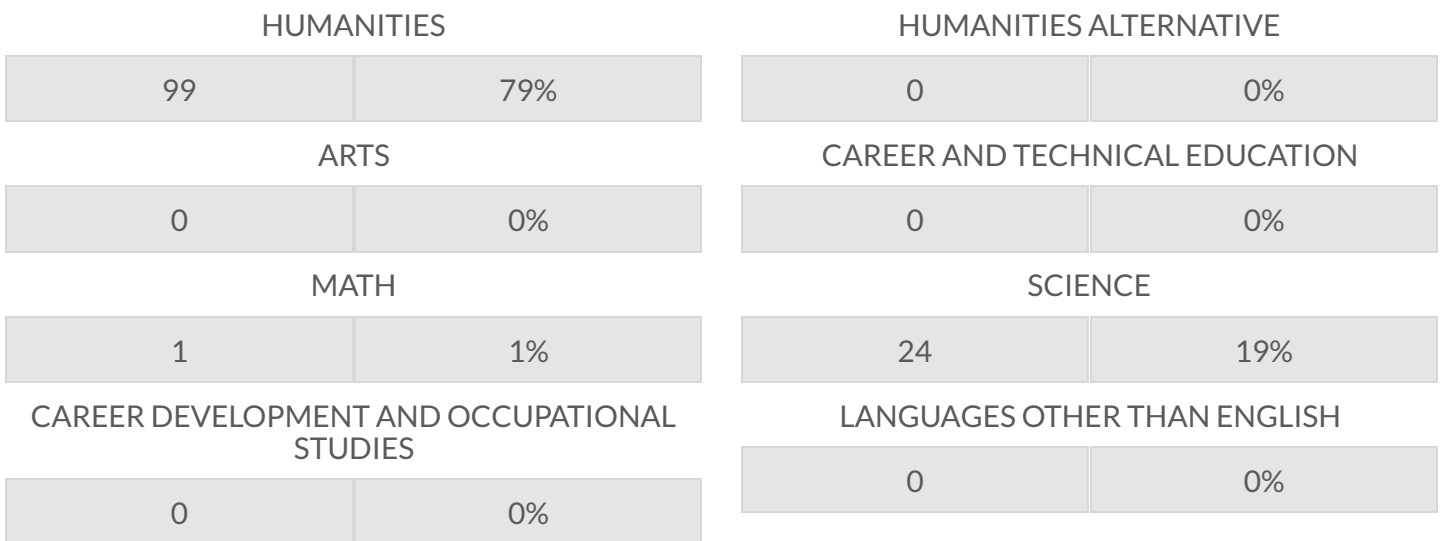
# PATHWAYS FOR NOT ECONOMICALLY DISADVANTAGED STUDENTS

TOTAL GRADUATES IN COHORT: 49



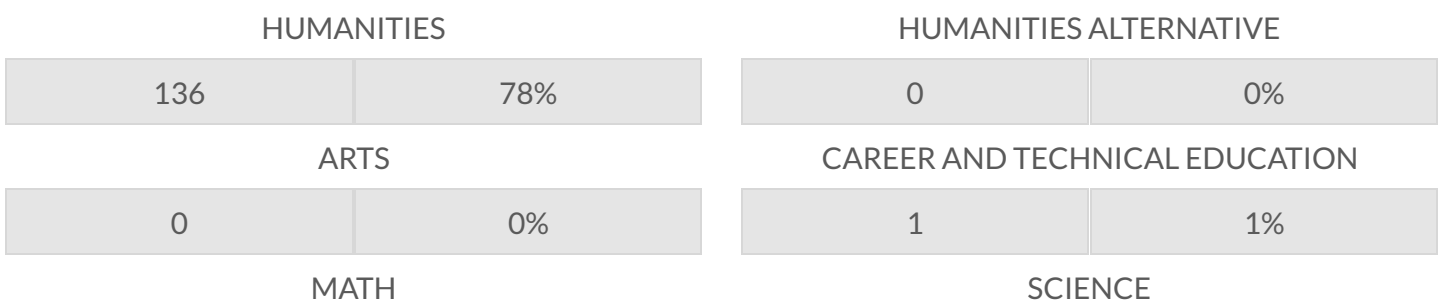
# PATHWAYS FOR ECONOMICALLY DISADVANTAGED STUDENTS

TOTAL GRADUATES IN COHORT: 125



# PATHWAYS FOR NOT MIGRANT STUDENTS

TOTAL GRADUATES IN COHORT: 174



1	1%
---	----

CAREER DEVELOPMENT AND OCCUPATIONAL STUDIES

0	0%
---	----

35	20%
----	-----

LANGUAGES OTHER THAN ENGLISH

0	0%
---	----

## PATHWAYS FOR MIGRANT STUDENTS

TOTAL GRADUATES IN COHORT: 0

HUMANITIES

0	0%
---	----

ARTS

0	0%
---	----

MATH

0	0%
---	----

CAREER DEVELOPMENT AND OCCUPATIONAL STUDIES

0	0%
---	----

HUMANITIES ALTERNATIVE

0	0%
---	----

CAREER AND TECHNICAL EDUCATION

0	0%
---	----

SCIENCE

0	0%
---	----

LANGUAGES OTHER THAN ENGLISH

0	0%
---	----

© COPYRIGHT NEW YORK STATE EDUCATION DEPARTMENT, ALL RIGHTS RESERVED.

THIS DOCUMENT WAS CREATED ON: NOVEMBER 14, 2019, 2:18 AM EST