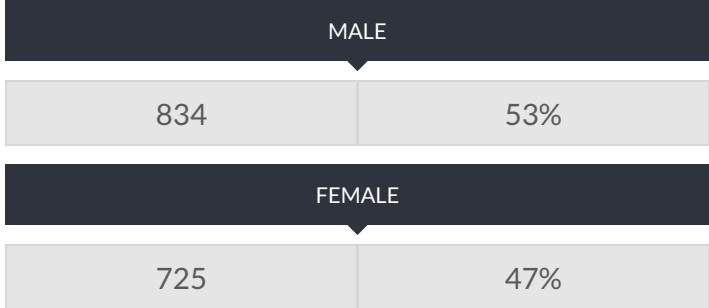


These enrollment data are collected as part of NYSED's Student Information Repository System (SIRS). These counts are as of "BEDS Day" which is typically the first Wednesday in October. Available are enrollment counts for public and charter school students by various demographics for the 2016 - 17 school year. For nonpublic school enrollment data please see the [Non-Public School Enrollment and Staff information](#) on our Information and Reporting Services webpage.

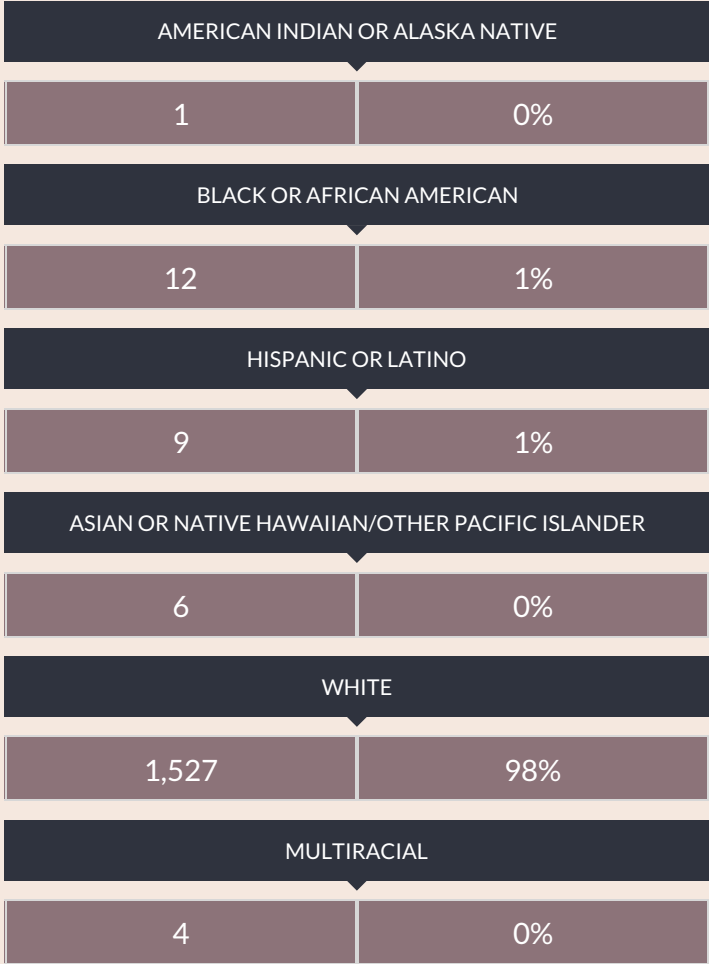
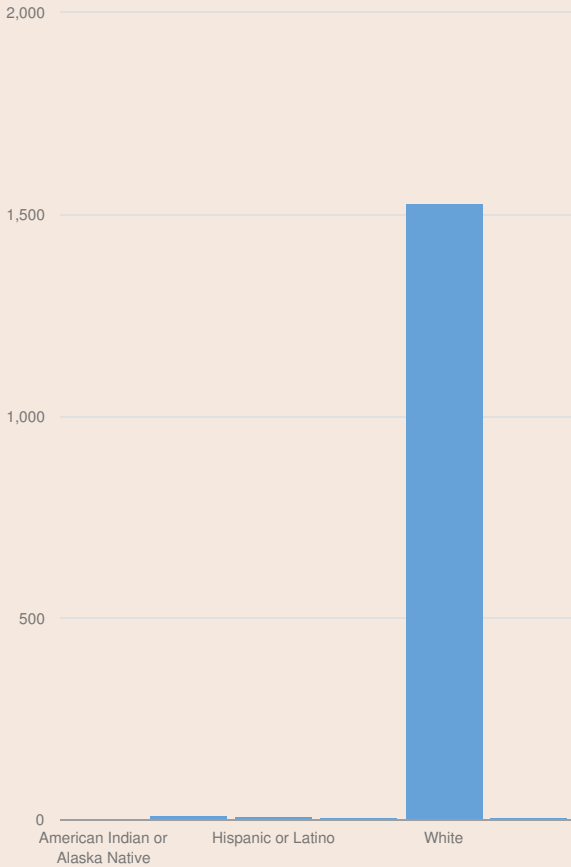
OGDENSBURG CITY SCHOOL DISTRICT ENROLLMENT (2016 - 17)

K-12 Enrollment: 1,559

ENROLLMENT BY GENDER



ENROLLMENT BY ETHNICITY



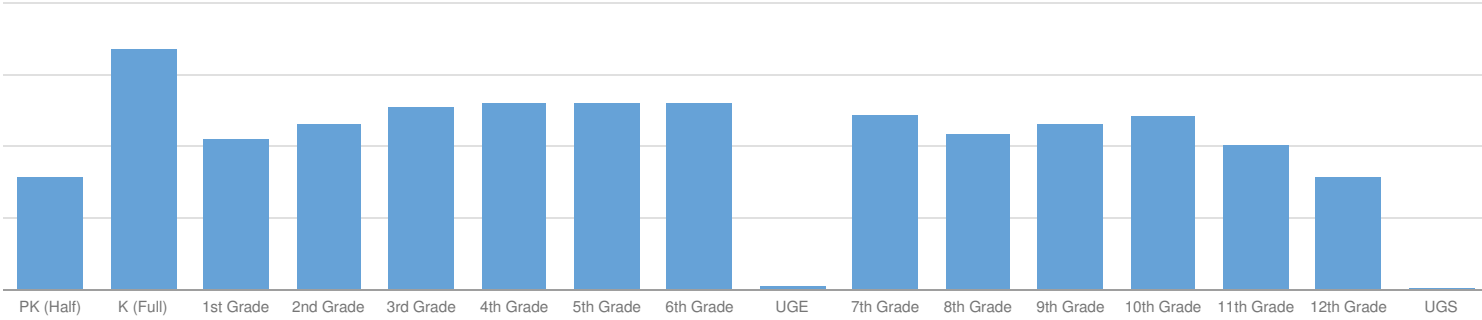
OTHER GROUPS

ENGLISH LANGUAGE LEARNERS	
—	—

STUDENTS WITH DISABILITIES	
261	17%

ECONOMICALLY DISADVANTAGED	
958	61%

ENROLLMENT BY GRADE



PRE-K (HALF DAY)	K (FULL DAY)	1ST GRADE	2ND GRADE
79 5%	168 10%	105 6%	116 7%
3RD GRADE	4TH GRADE	5TH GRADE	6TH GRADE
128 8%	130 8%	130 8%	130 8%
UNGRADED ELEMENTARY	7TH GRADE	8TH GRADE	9TH GRADE
3 0%	122 7%	109 7%	116 7%
10TH GRADE	11TH GRADE	12TH GRADE	UNGRADED SECONDARY
121 7%	101 6%	79 5%	1 0%