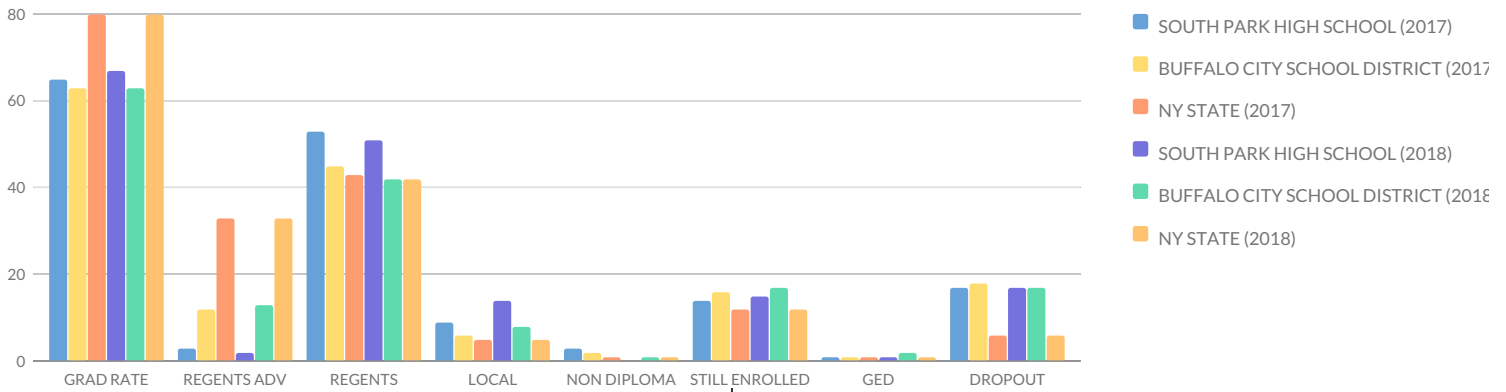


SOUTH PARK HIGH SCHOOL GRADUATION RATE DATA 4 YEAR OUTCOME AS OF JUNE

Graduation Rate Data are reported for a 9th grade cohort, as of the 4th year of high school - June. The Graduation Rate Data of high school as of the 4th year-August, the 5th year-June, and the 6th year-June are also calculated and available using the "Filter this data" function, below

Data is reported by educational institutions to the State Education Department throughout the school year and available for verification by districts until the close of the state data warehouse in August. District superintendents certify data is accurate in September. For the most updated information, please contact the school district.

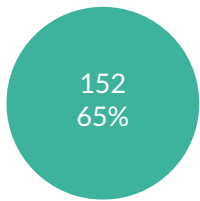
Complete information on the types of diploma credentials, which can be earned and the criteria for each, see: [Diploma Requirements](#).



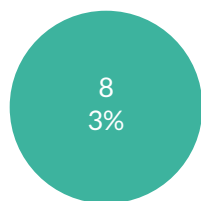
2017

ALL STUDENTS

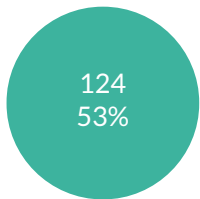
GRAD RATE



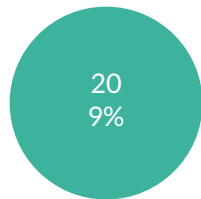
REGENTS WITH A...



REGENTS DIPLOM..



LOCAL DIPLOMA



TOTAL STUDENTS IN COHORT: 235

NON DIPLOMA CRED




STILL ENROLLED



GED TRANSFER



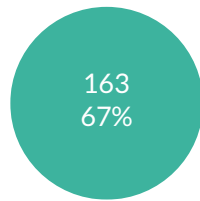
DROPOUT



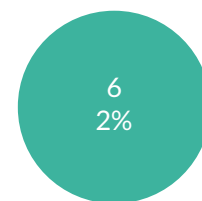
2018

ALL STUDENTS

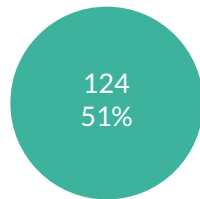
GRAD RATE



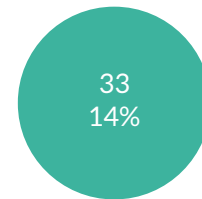
REGENTS WITH A...



REGENTS DIPLOM..



LOCAL DIPLOMA



TOTAL STUDENTS IN COHORT: 243

NON DIPLOMA CRED



STILL ENROLLED



GED TRANSFER



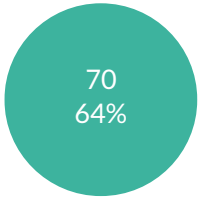
DROPOUT



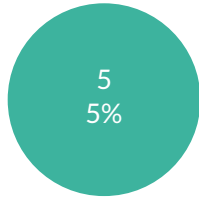
BY GENDER

FEMALE

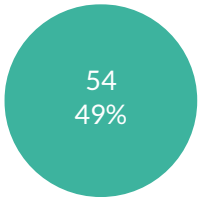
GRAD RATE



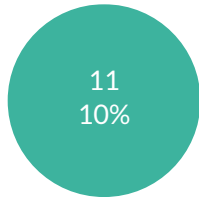
REGENTS WITH A...



REGENTS DIPLOM...



LOCAL DIPLOMA




TOTAL STUDENTS IN COHORT: 110

NON DIPLOMA CRED




STILL ENROLLED



GED TRANSFER

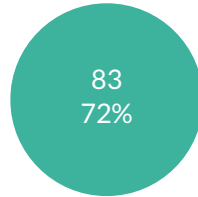


DROPOUT

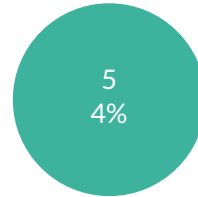


FEMALE

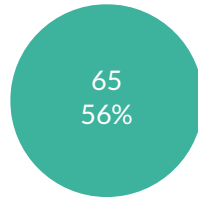
GRAD RATE



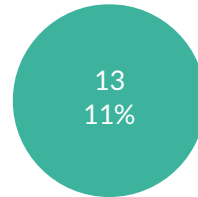
REGENTS WITH A...



REGENTS DIPLOM...



LOCAL DIPLOMA



TOTAL STUDENTS IN COHORT: 116


NON DIPLOMA CRED



STILL ENROLLED



GED TRANSFER

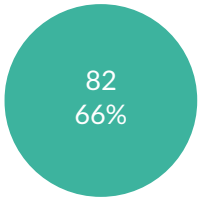


DROPOUT

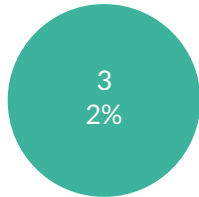


MALE

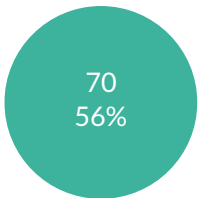
GRAD RATE



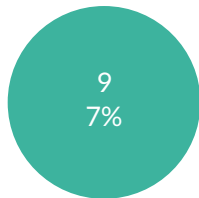
REGENTS WITH A...



REGENTS DIPLOM...



LOCAL DIPLOMA



TOTAL STUDENTS IN COHORT: 125

NON DIPLOMA CRED

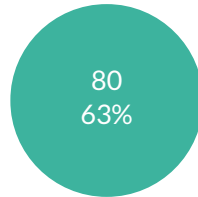


STILL ENROLLED

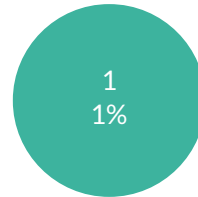


MALE

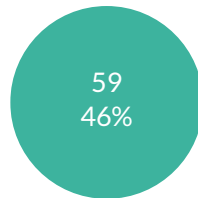
GRAD RATE



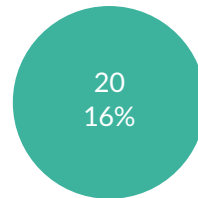
REGENTS WITH A...



REGENTS DIPLOM...



LOCAL DIPLOMA



TOTAL STUDENTS IN COHORT: 127

NON DIPLOMA CRED



STILL ENROLLED



GED TRANSFER

3

2%

DROPOUT

18

14%

GED TRANSFER

1

1%

DROPOUT

26

20%


BY ETHNICITY

MULTIRACIAL


GRAD RATE




REGENTS WITH A...



REGENTS DIPLOM..



LOCAL DIPLOMA



TOTAL STUDENTS: -

NON DIPLOMA CRED



STILL ENROLLED



GED TRANSFER




DROPOUT



MULTIRACIAL


GRAD RATE




REGENTS WITH A...



REGENTS DIPLOM..



LOCAL DIPLOMA




TOTAL STUDENTS: -

NON DIPLOMA CRED



STILL ENROLLED



GED TRANSFER



DROPOUT



AMERICAN INDIAN OR ALASKA NATIVE

GRAD RATE




REGENTS WITH A...



REGENTS DIPLOM..



LOCAL DIPLOMA



TOTAL STUDENTS: -

NON DIPLOMA CRED

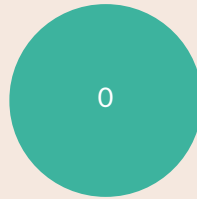


STILL ENROLLED



AMERICAN INDIAN OR ALASKA NATIVE

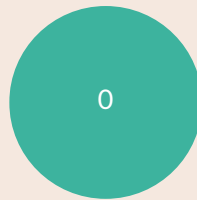
GRAD RATE



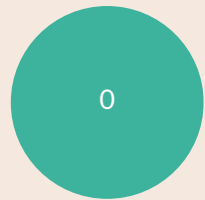
REGENTS WITH A...



REGENTS DIPLOM..



LOCAL DIPLOMA



TOTAL STUDENTS: 0

NON DIPLOMA CRED



STILL ENROLLED



GED TRANSFER

DROPOUT

—	—
---	---

—	—
---	---

GED TRANSFER

DROPOUT

0	0%
---	----


0	0%
---	----

ASIAN OR NATIVE HAWAIIAN/OTHER PACIFIC ISLANDER

GRAD RATE




REGENTS WITH A...



REGENTS DIPLOM...



LOCAL DIPLOMA



TOTAL STUDENTS: —

NON DIPLOMA CRED



STILL ENROLLED



GED TRANSFER

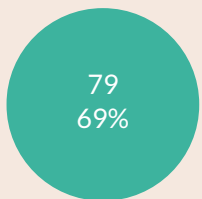


DROPOUT

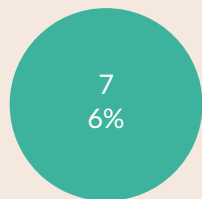


WHITE

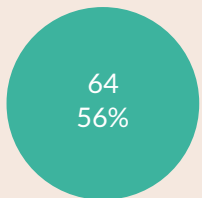
GRAD RATE



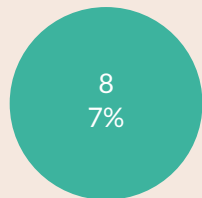
REGENTS WITH A...



REGENTS DIPLOM...



LOCAL DIPLOMA



TOTAL STUDENTS IN COHORT: 114

NON DIPLOMA CRED



STILL ENROLLED



GED TRANSFER




DROPOUT




ASIAN OR NATIVE HAWAIIAN/OTHER PACIFIC ISLANDER


GRAD RATE




REGENTS WITH A...



REGENTS DIPLOM...




LOCAL DIPLOMA



TOTAL STUDENTS: —

NON DIPLOMA CRED



STILL ENROLLED



GED TRANSFER

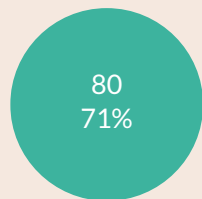


DROPOUT

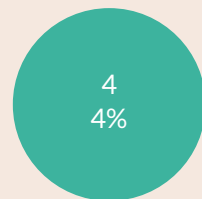


WHITE

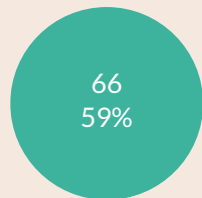
GRAD RATE



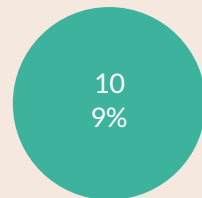
REGENTS WITH A...



REGENTS DIPLOM...



LOCAL DIPLOMA



TOTAL STUDENTS IN COHORT: 112

NON DIPLOMA CRED



STILL ENROLLED



GED TRANSFER

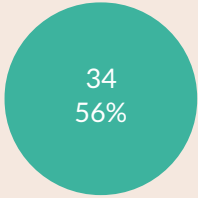


DROPOUT

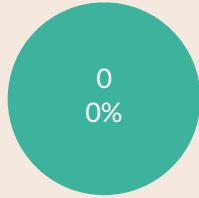


BLACK OR AFRICAN AMERICAN

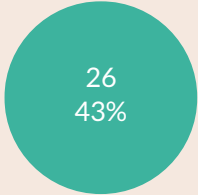
GRAD RATE



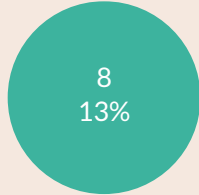
REGENTS WITH A...



REGENTS DIPLOM...




LOCAL DIPLOMA



TOTAL STUDENTS IN COHORT: 61

NON DIPLOMA CRED



STILL ENROLLED



GED TRANSFER



DROPOUT

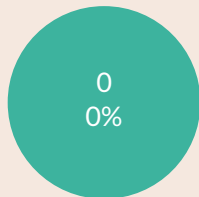


HISPANIC OR LATINO

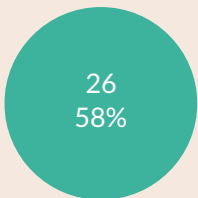
GRAD RATE



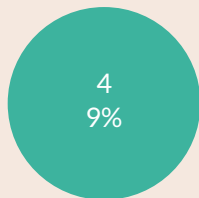
REGENTS WITH A...



REGENTS DIPLOM...



LOCAL DIPLOMA



TOTAL STUDENTS IN COHORT: 45

NON DIPLOMA CRED



STILL ENROLLED



GED TRANSFER

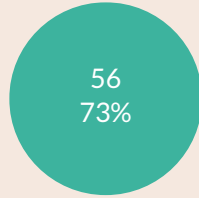


DROPOUT

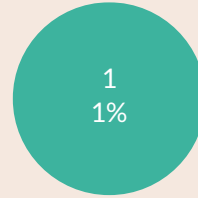


BLACK OR AFRICAN AMERICAN

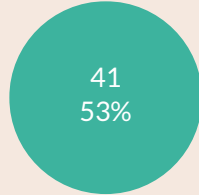
GRAD RATE



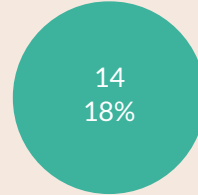
REGENTS WITH A...



REGENTS DIPLOM...



LOCAL DIPLOMA



TOTAL STUDENTS IN COHORT: 77

NON DIPLOMA CRED



STILL ENROLLED



GED TRANSFER

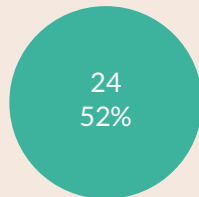


DROPOUT

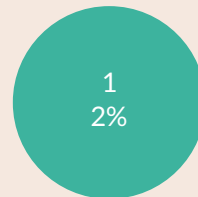


HISPANIC OR LATINO

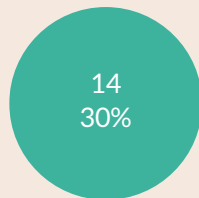
GRAD RATE



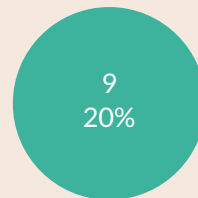
REGENTS WITH A...



REGENTS DIPLOM...



LOCAL DIPLOMA



TOTAL STUDENTS IN COHORT: 46

NON DIPLOMA CRED



STILL ENROLLED



GED TRANSFER



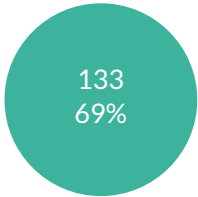
DROPOUT



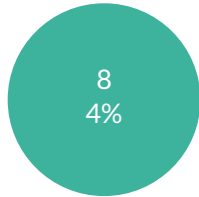
OTHER GROUPS

GENERAL-EDUCATION STUDENTS

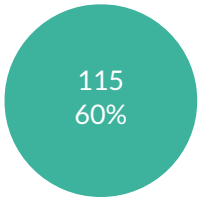
GRAD RATE



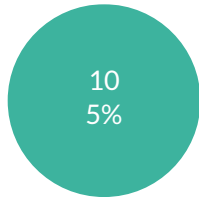
REGENTS WITH A...



REGENTS DIPLOM...



LOCAL DIPLOMA



TOTAL STUDENTS IN COHORT: 193


NON DIPLOMA CRED



STILL ENROLLED



GED TRANSFER

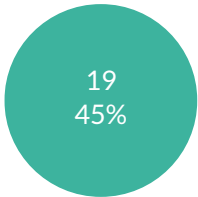


DROPOUT

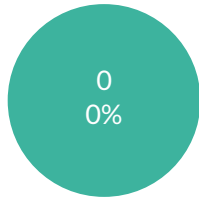


STUDENTS WITH DISABILITIES

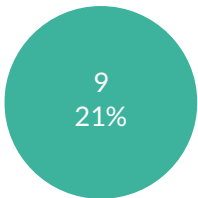
GRAD RATE



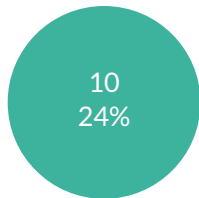
REGENTS WITH A...



REGENTS DIPLOM...



LOCAL DIPLOMA



TOTAL STUDENTS IN COHORT: 42

NON DIPLOMA CRED

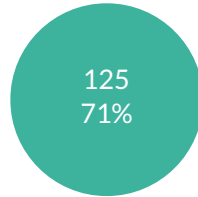


STILL ENROLLED

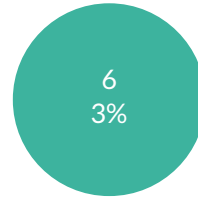


GENERAL-EDUCATION STUDENTS

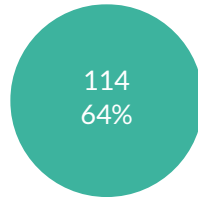
GRAD RATE



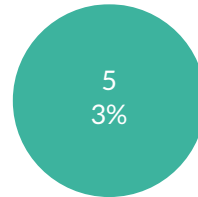
REGENTS WITH A...



REGENTS DIPLOM...



LOCAL DIPLOMA



TOTAL STUDENTS IN COHORT: 177

NON DIPLOMA CRED



STILL ENROLLED



GED TRANSFER

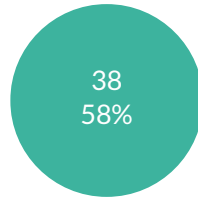


DROPOUT

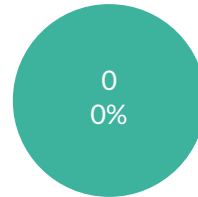


STUDENTS WITH DISABILITIES

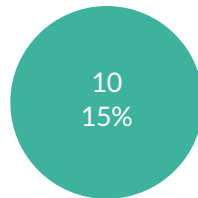
GRAD RATE



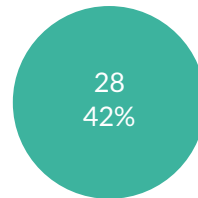
REGENTS WITH A...



REGENTS DIPLOM...



LOCAL DIPLOMA



TOTAL STUDENTS IN COHORT: 66

NON DIPLOMA CRED



STILL ENROLLED



GED TRANSFER

0

0%

DROPOUT

7

17%

GED TRANSFER

1

2%

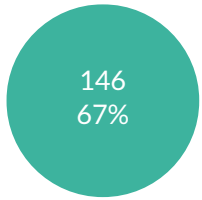
DROPOUT

12

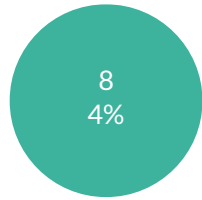
18%

NON-ENGLISH LANGUAGE LEARNERS

GRAD RATE



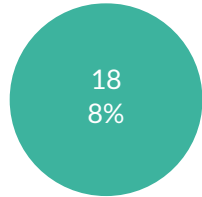
REGENTS WITH A...



REGENTS DIPLOM...



LOCAL DIPLOMA



TOTAL STUDENTS IN COHORT: 218

NON DIPLOMA CRED



STILL ENROLLED



GED TRANSFER



DROPOUT

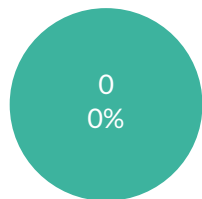


ENGLISH LANGUAGE LEARNERS

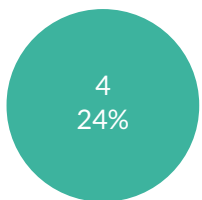
GRAD RATE



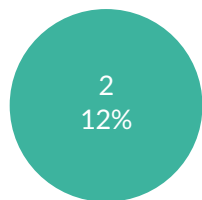
REGENTS WITH A...



REGENTS DIPLOM...



LOCAL DIPLOMA



TOTAL STUDENTS IN COHORT: 17

NON DIPLOMA CRED



STILL ENROLLED



GED TRANSFER

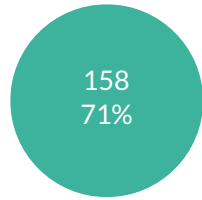


DROPOUT

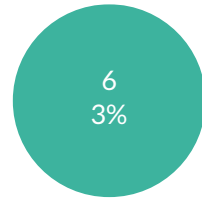


NON-ENGLISH LANGUAGE LEARNERS

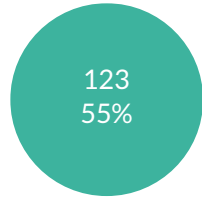
GRAD RATE



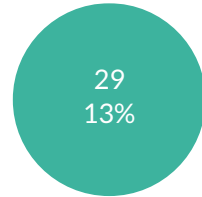
REGENTS WITH A...



REGENTS DIPLOM...



LOCAL DIPLOMA



TOTAL STUDENTS IN COHORT: 222

NON DIPLOMA CRED



STILL ENROLLED



GED TRANSFER

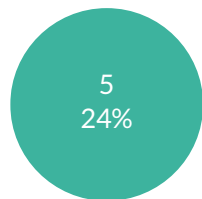


DROPOUT

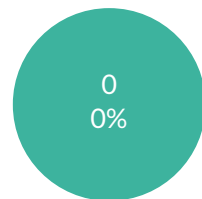


ENGLISH LANGUAGE LEARNERS

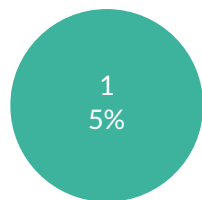
GRAD RATE



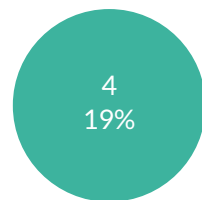
REGENTS WITH A...



REGENTS DIPLOM...



LOCAL DIPLOMA



TOTAL STUDENTS IN COHORT: 21

NON DIPLOMA CRED



STILL ENROLLED



GED TRANSFER

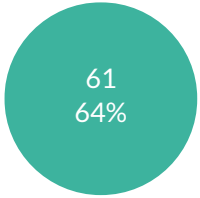


DROPOUT

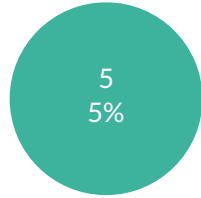


NOT ECONOMICALLY DISADVANTAGED

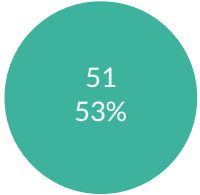
GRAD RATE



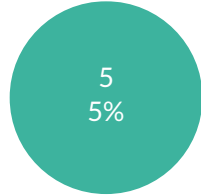
REGENTS WITH A...



REGENTS DIPLOM...



LOCAL DIPLOMA



TOTAL STUDENTS IN COHORT: 96

NON DIPLOMA CRED



STILL ENROLLED



GED TRANSFER

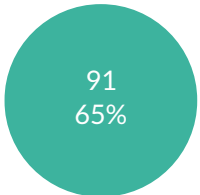


DROPOUT

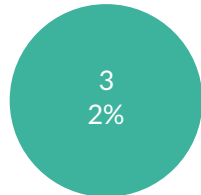


ECONOMICALLY DISADVANTAGED

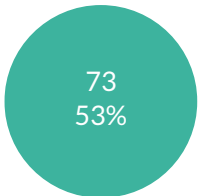
GRAD RATE



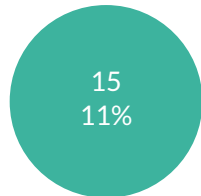
REGENTS WITH A...



REGENTS DIPLOM...



LOCAL DIPLOMA



TOTAL STUDENTS IN COHORT: 139

NON DIPLOMA CRED



STILL ENROLLED



GED TRANSFER

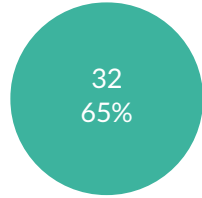


DROPOUT

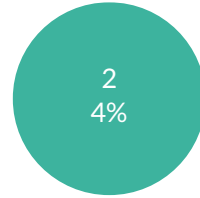


NOT ECONOMICALLY DISADVANTAGED

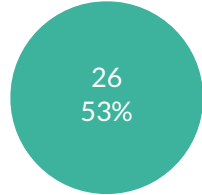
GRAD RATE



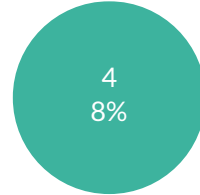
REGENTS WITH A...



REGENTS DIPLOM...



LOCAL DIPLOMA



TOTAL STUDENTS IN COHORT: 49

NON DIPLOMA CRED



STILL ENROLLED



GED TRANSFER

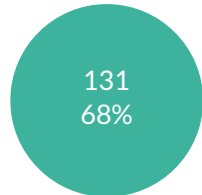


DROPOUT

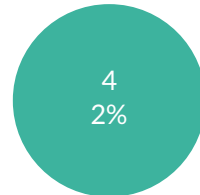


ECONOMICALLY DISADVANTAGED

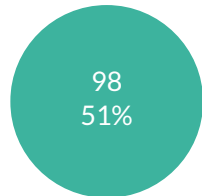
GRAD RATE



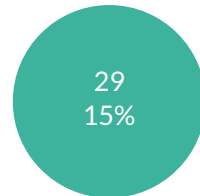
REGENTS WITH A...



REGENTS DIPLOM...



LOCAL DIPLOMA



TOTAL STUDENTS IN COHORT: 194

NON DIPLOMA CRED



STILL ENROLLED



GED TRANSFER



DROPOUT



NOT MIGRANT

GRAD RATE

REGENTS WITH A...



REGENTS DIPLOM...

LOCAL DIPLOMA



TOTAL STUDENTS: —

NON DIPLOMA CRED

STILL ENROLLED



GED TRANSFER

DROPOUT



MIGRANT


GRAD RATE

REGENTS WITH A...



REGENTS DIPLOM...

LOCAL DIPLOMA



TOTAL STUDENTS: —

NON DIPLOMA CRED

STILL ENROLLED



GED TRANSFER

DROPOUT



NOT MIGRANT

GRAD RATE

REGENTS WITH A...



REGENTS DIPLOM...

LOCAL DIPLOMA



TOTAL STUDENTS: —

NON DIPLOMA CRED

STILL ENROLLED



GED TRANSFER

DROPOUT



MIGRANT

GRAD RATE

REGENTS WITH A...



REGENTS DIPLOM...

LOCAL DIPLOMA



TOTAL STUDENTS: —

NON DIPLOMA CRED

STILL ENROLLED



GED TRANSFER

DROPOUT



© COPYRIGHT NEW YORK STATE EDUCATION DEPARTMENT, ALL RIGHTS RESERVED.

THIS DOCUMENT WAS CREATED ON: JULY 19, 2019, 8:55 PM EST