
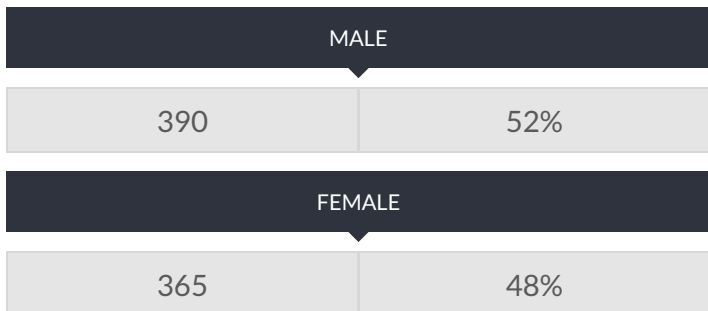


These enrollment data are collected as part of NYSED's Student Information Repository System (SIRS). These counts are as of "BEDS Day" which is typically the first Wednesday in October. Available are enrollment counts for public and charter school students by various demographics for the 2016 - 17 school year. For nonpublic school enrollment data please see the [Non-Public School Enrollment and Staff information](#) on our Information and Reporting Services webpage.

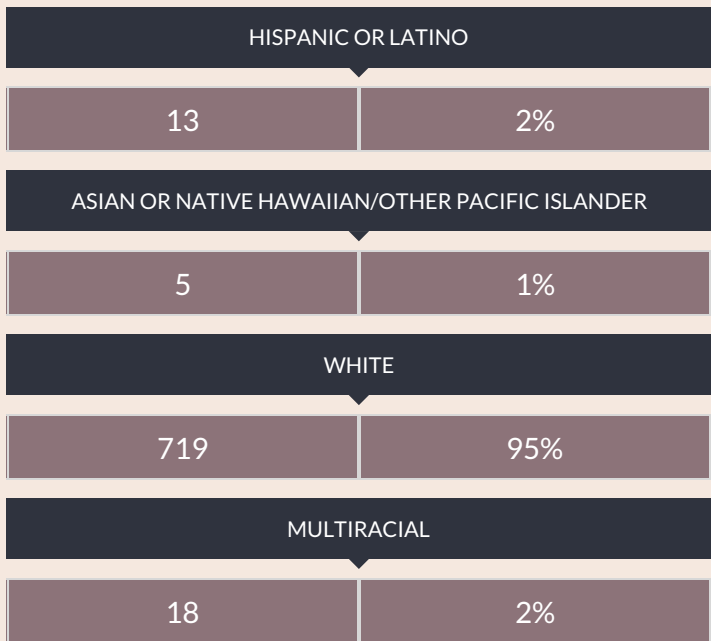
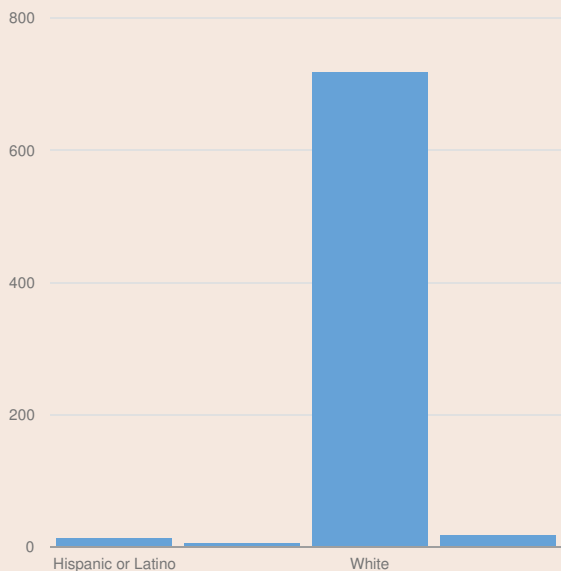
TUPPER LAKE CSD ENROLLMENT (2016 - 17)

K-12 Enrollment: 755

ENROLLMENT BY GENDER



ENROLLMENT BY ETHNICITY



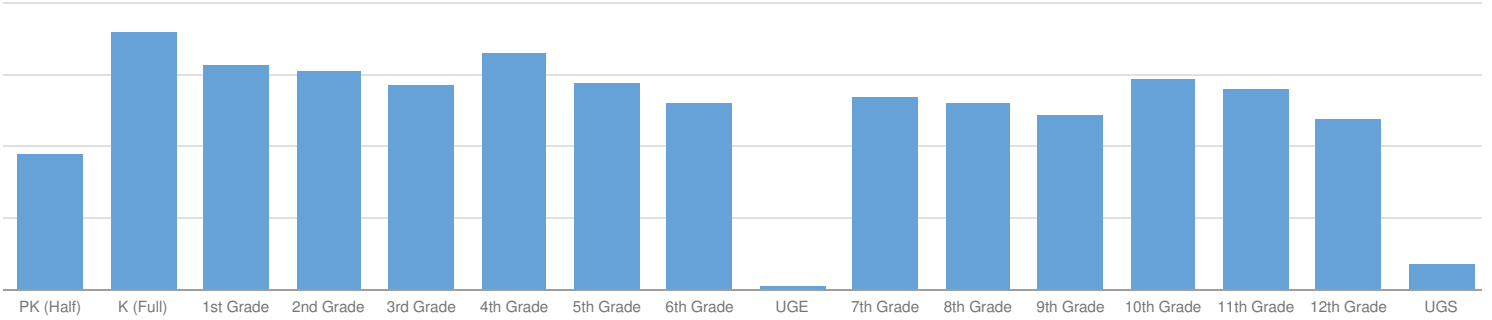
OTHER GROUPS

ENGLISH LANGUAGE LEARNERS	
—	—

STUDENTS WITH DISABILITIES	
113	15%

ECONOMICALLY DISADVANTAGED	
366	48%

ENROLLMENT BY GRADE



PRE-K (HALF DAY)

38	5%
----	----

K (FULL DAY)

72	9%
----	----

1ST GRADE

63	8%
----	----

2ND GRADE

61	8%
----	----

3RD GRADE

57	7%
----	----

4TH GRADE

66	8%
----	----

5TH GRADE

58	7%
----	----

6TH GRADE

52	7%
----	----

UNGRADED ELEMENTARY

1	0%
---	----

7TH GRADE

54	7%
----	----

8TH GRADE

52	7%
----	----

9TH GRADE

49	6%
----	----

10TH GRADE

59	7%
----	----

11TH GRADE

56	7%
----	----

12TH GRADE

48	6%
----	----

UNGRADED SECONDARY

7	1%
---	----