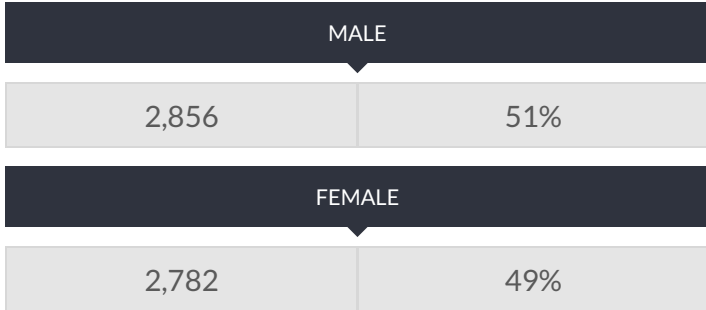


These enrollment data are collected as part of NYSED's Student Information Repository System (SIRS). These counts are as of "BEDS Day" which is typically the first Wednesday in October. Available are enrollment counts for public and charter school students by various demographics for the 2016 - 17 school year. For nonpublic school enrollment data please see the [Non-Public School Enrollment and Staff information](#) on our Information and Reporting Services webpage.

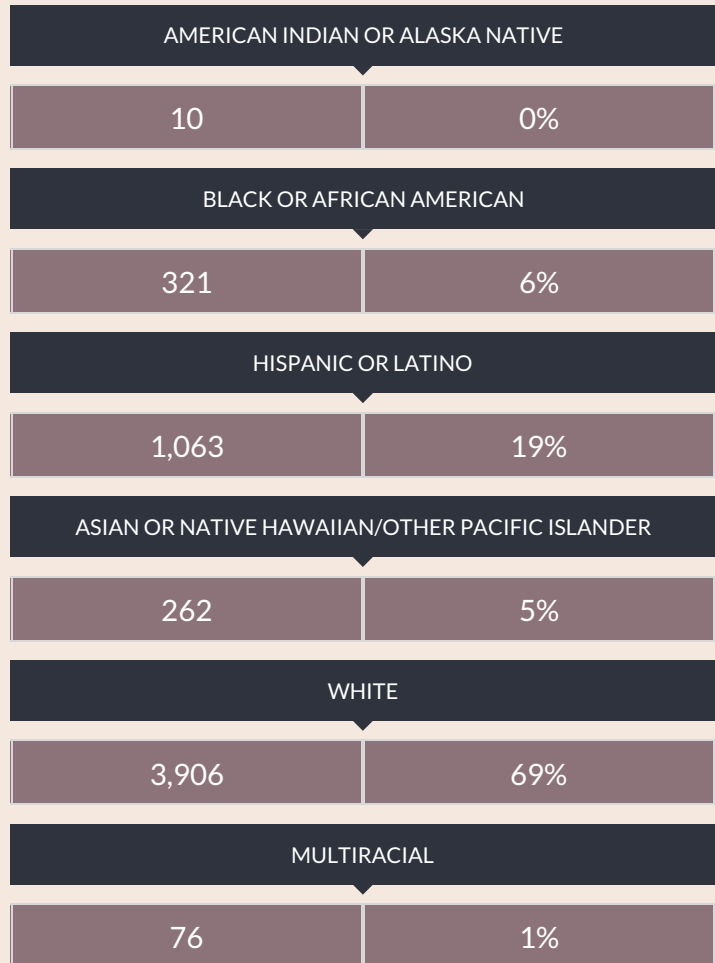
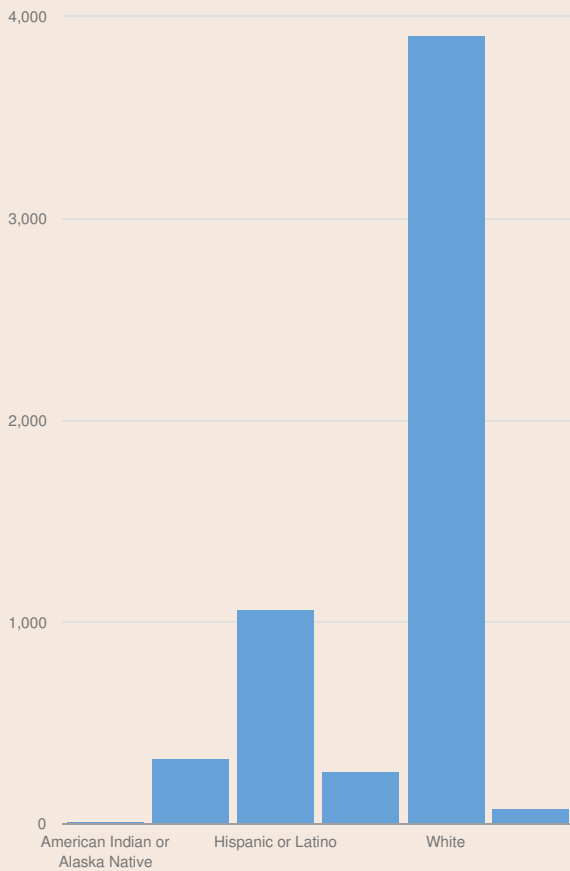
LAKELAND CSD ENROLLMENT (2016 - 17)

K-12 Enrollment: 5,638

ENROLLMENT BY GENDER



ENROLLMENT BY ETHNICITY



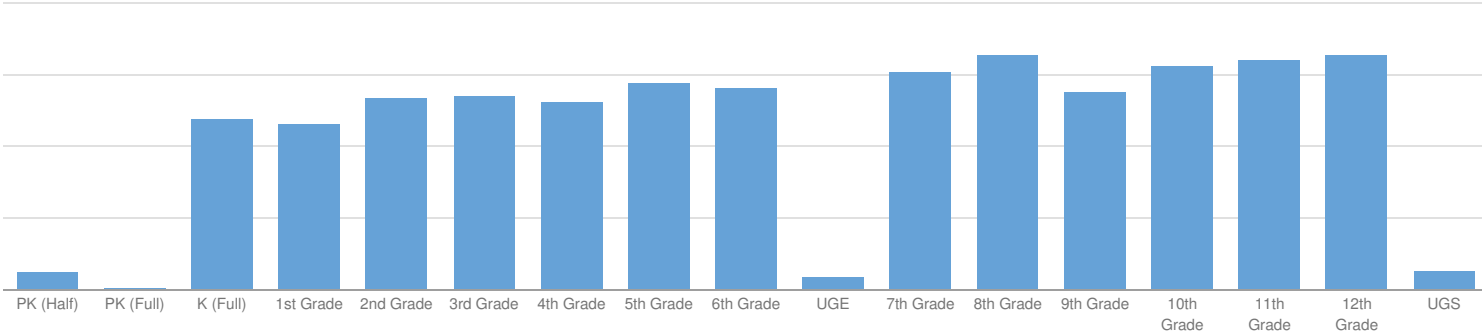
OTHER GROUPS

ENGLISH LANGUAGE LEARNERS	
83	1%

STUDENTS WITH DISABILITIES	
896	16%

ECONOMICALLY DISADVANTAGED	
505	9%

ENROLLMENT BY GRADE



PRE-K (HALF DAY)

37	1%
----	----

PRE-K (FULL DAY)

3	0%
---	----

K (FULL DAY)

358	6%
-----	----

1ST GRADE

348	6%
-----	----

2ND GRADE

401	7%
-----	----

3RD GRADE

408	7%
-----	----

4TH GRADE

394	7%
-----	----

5TH GRADE

433	8%
-----	----

6TH GRADE

423	7%
-----	----

UNGRADED ELEMENTARY

26	0%
----	----

7TH GRADE

455	8%
-----	----

8TH GRADE

494	9%
-----	----

9TH GRADE

414	7%
-----	----

10TH GRADE

468	8%
-----	----

11TH GRADE

482	8%
-----	----

12TH GRADE

493	9%
-----	----

UNGRADED SECONDARY

41	1%
----	----