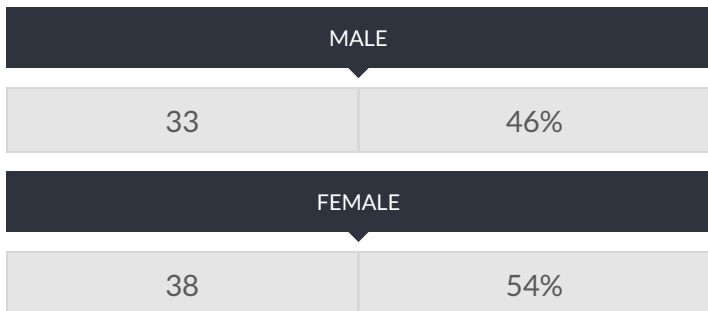


These enrollment data are collected as part of NYSED's Student Information Repository System (SIRS). These counts are as of "BEDS Day" which is typically the first Wednesday in October. Available are enrollment counts for public and charter school students by various demographics for the 2017 - 18 school year. For nonpublic school enrollment data please see the [Non-Public School Enrollment and Staff information](#) on our Information and Reporting Services webpage.

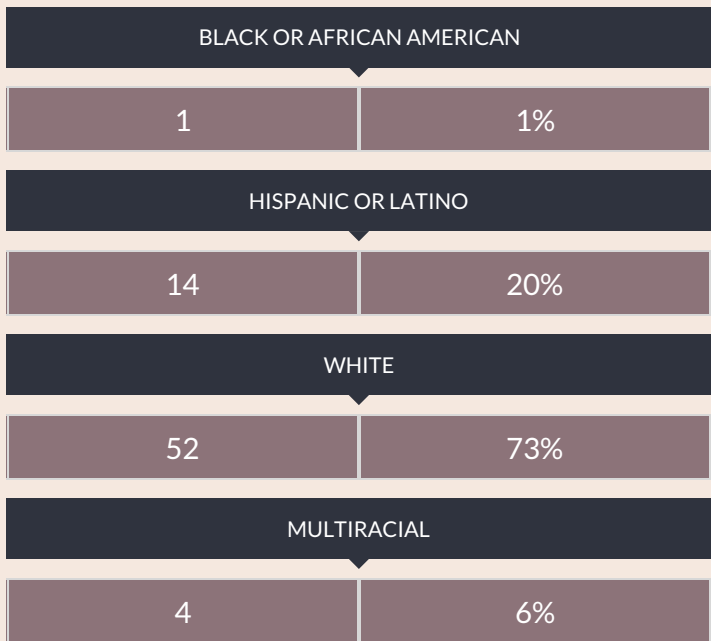
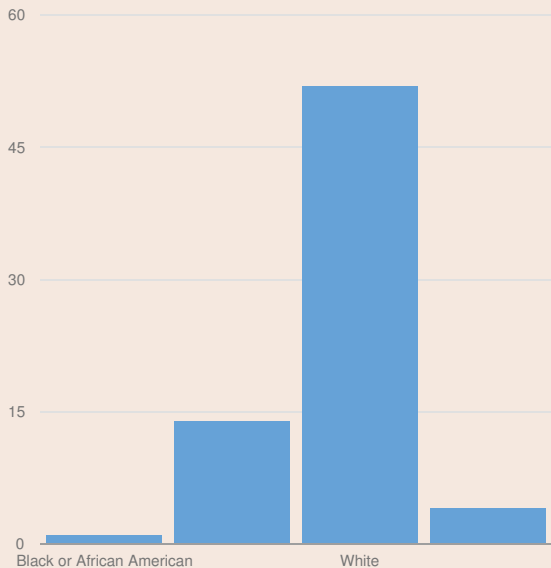
AMAGANSETT SCHOOL ENROLLMENT (2017 - 18)

K-12 Enrollment: 71

ENROLLMENT BY GENDER



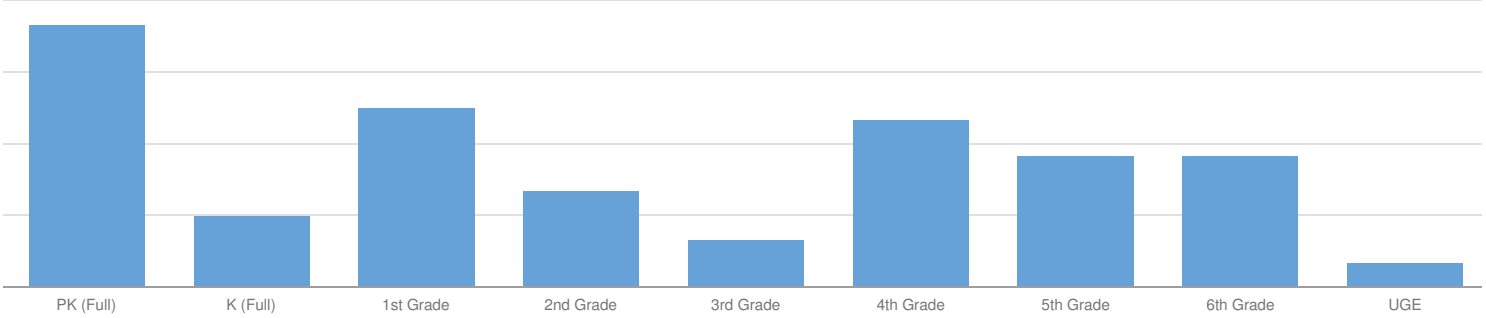
ENROLLMENT BY ETHNICITY



OTHER GROUPS

ENGLISH LANGUAGE LEARNERS		STUDENTS WITH DISABILITIES		ECONOMICALLY DISADVANTAGED			
6	8%	7	10%	—	—		
MIGRANT		HOMELESS		FOSTER CARE		PARENT IN ARMED FORCES	
—	—	—	—	—	—	—	—

ENROLLMENT BY GRADE



PRE-K (FULL DAY)		K (FULL DAY)		1ST GRADE		2ND GRADE	
22	24%	6	6%	15	16%	8	9%
3RD GRADE		4TH GRADE		5TH GRADE		6TH GRADE	
4	4%	14	15%	11	12%	11	12%
UNGRADED ELEMENTARY							
2	2%						