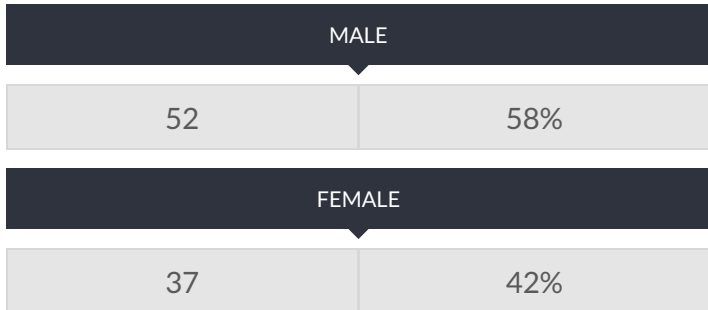


These enrollment data are collected as part of NYSED's Student Information Repository System (SIRS). These counts are as of "BEDS Day" which is typically the first Wednesday in October. Available are enrollment counts for public and charter school students by various demographics for the 2015 - 16 school year. For nonpublic school enrollment data please see the [Non-Public School Enrollment and Staff information](#) on our Information and Reporting Services webpage.

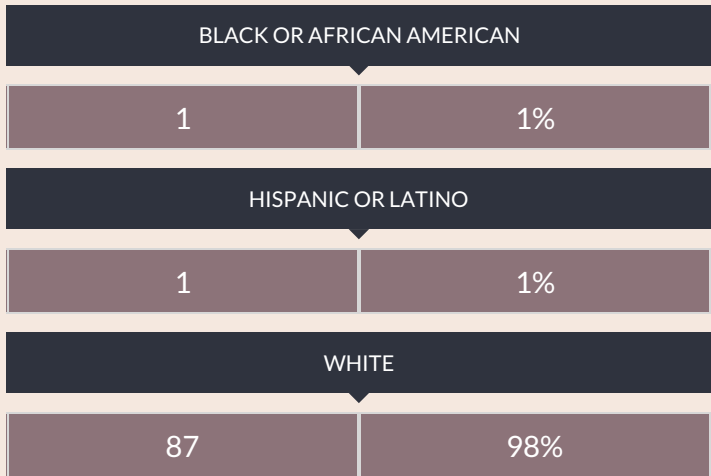
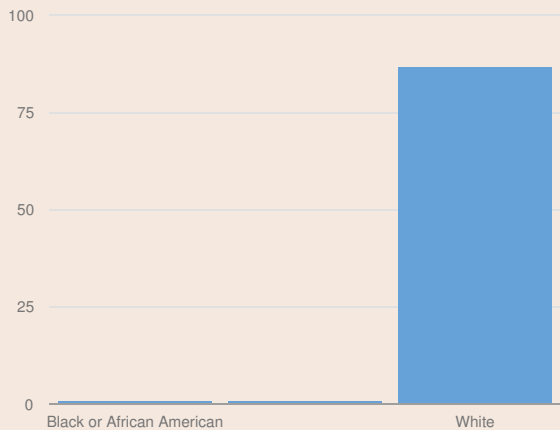
LAKE PLEASANT CSD ENROLLMENT (2015 - 16)

K-12 Enrollment: 89

ENROLLMENT BY GENDER



ENROLLMENT BY ETHNICITY



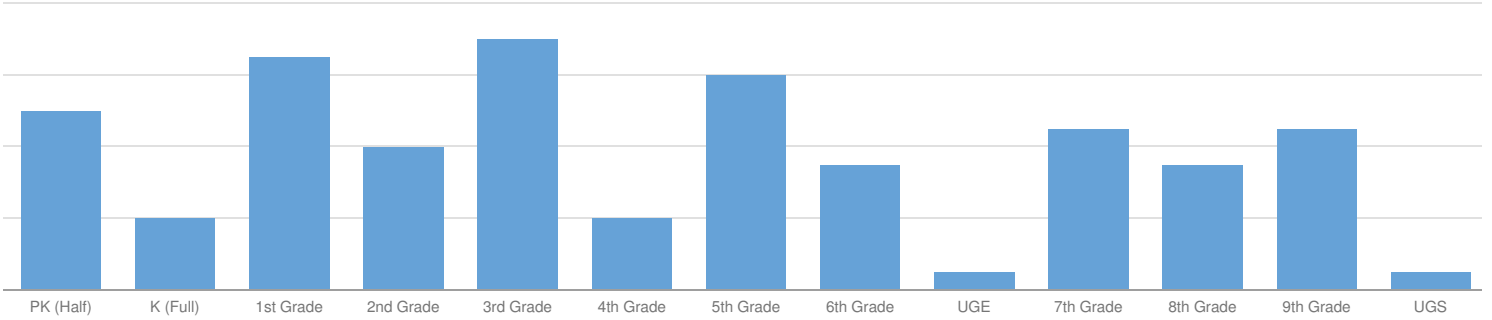
OTHER GROUPS

ENGLISH LANGUAGE LEARNERS	
—	—

STUDENTS WITH DISABILITIES	
13	15%

ECONOMICALLY DISADVANTAGED	
40	45%

ENROLLMENT BY GRADE



PRE-K (HALF DAY)

10	10%
----	-----

K (FULL DAY)

4	4%
---	----

1ST GRADE

13	13%
----	-----

2ND GRADE

8	8%
---	----

3RD GRADE

14	14%
----	-----

4TH GRADE

4	4%
---	----

5TH GRADE

12	12%
----	-----

6TH GRADE

7	7%
---	----

UNGRADED ELEMENTARY

1	1%
---	----

7TH GRADE

9	9%
---	----

8TH GRADE

7	7%
---	----

9TH GRADE

9	9%
---	----

UNGRADED SECONDARY

1	1%
---	----