


These enrollment data are collected as part of NYSED's Student Information Repository System (SIRS). These counts are as of "BEDS Day" which is typically the first Wednesday in October. Available are enrollment counts for public and charter school students by various demographics for the 2014 - 15 school year. For nonpublic school enrollment data please see the [Non-Public School Enrollment and Staff information](#) on our Information and Reporting Services webpage.

## NY STATE PUBLIC SCHOOL ENROLLMENT (2014 - 15)

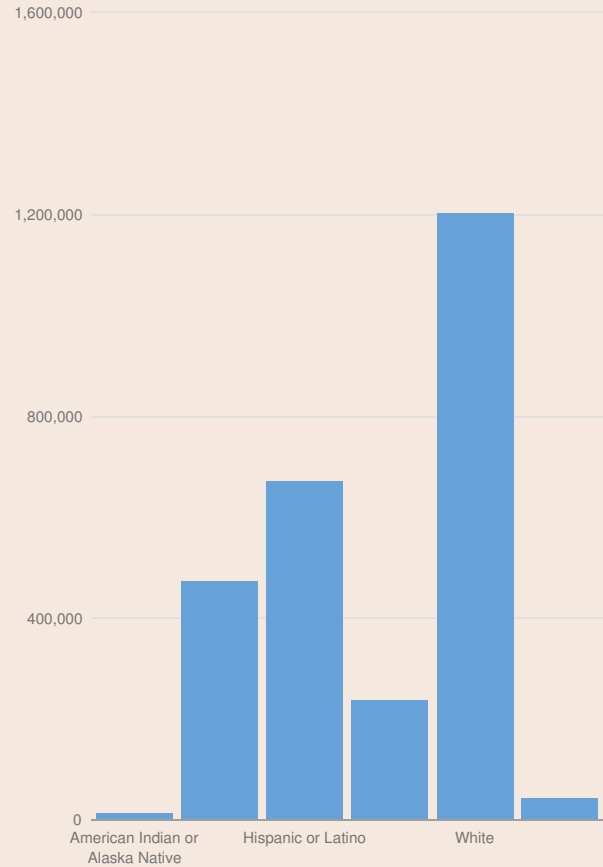
K-12 Enrollment: 2,649,039

### ENROLLMENT BY GENDER

MALE	
1,357,686	51%
FEMALE	
1,291,353	49%



### ENROLLMENT BY ETHNICITY

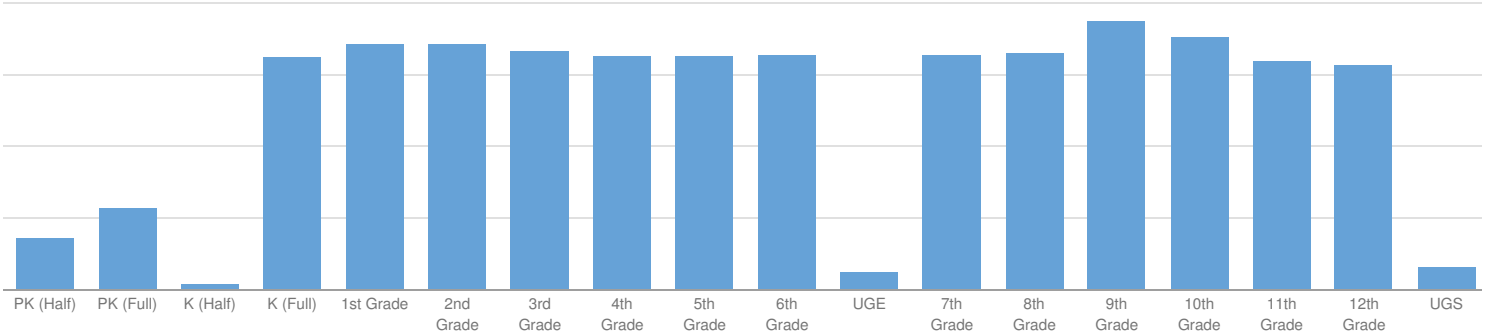


AMERICAN INDIAN OR ALASKA NATIVE	
16,175	1%
BLACK OR AFRICAN AMERICAN	
473,099	18%
HISPANIC OR LATINO	
671,301	25%
ASIAN OR NATIVE HAWAIIAN/OTHER PACIFIC ISLANDER	
238,171	9%
WHITE	
1,204,721	45%
MULTIRACIAL	
45,572	2%

# OTHER GROUPS

ENGLISH LANGUAGE LEARNERS		STUDENTS WITH DISABILITIES		ECONOMICALLY DISADVANTAGED	
217,804	8%	440,443	17%	1,428,125	54%

# ENROLLMENT BY GRADE



<b>PRE-K (HALF DAY)</b>	<b>PRE-K (FULL DAY)</b>	<b>K (HALF DAY)</b>	<b>K (FULL DAY)</b>
44,116   2%	68,462   2%	5,134   0%	194,505   7%
<b>1ST GRADE</b>	<b>2ND GRADE</b>	<b>3RD GRADE</b>	<b>4TH GRADE</b>
206,160   7%	205,668   7%	200,656   7%	196,604   7%
<b>5TH GRADE</b>	<b>6TH GRADE</b>	<b>UNGRADED ELEMENTARY</b>	<b>7TH GRADE</b>
196,183   7%	197,602   7%	14,891   1%	197,238   7%
<b>8TH GRADE</b>	<b>9TH GRADE</b>	<b>10TH GRADE</b>	<b>11TH GRADE</b>
198,536   7%	224,594   8%	211,653   8%	192,011   7%
<b>12TH GRADE</b>	<b>UNGRADED SECONDARY</b>		
188,489   7%	19,115   1%		