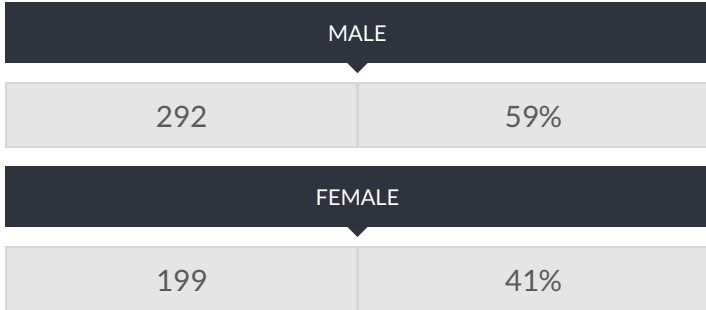


These enrollment data are collected as part of NYSED's Student Information Repository System (SIRS). These counts are as of "BEDS Day" which is typically the first Wednesday in October. Available are enrollment counts for public and charter school students by various demographics for the 2012 - 13 school year. For nonpublic school enrollment data please see the [Non-Public School Enrollment and Staff information](#) on our Information and Reporting Services webpage.

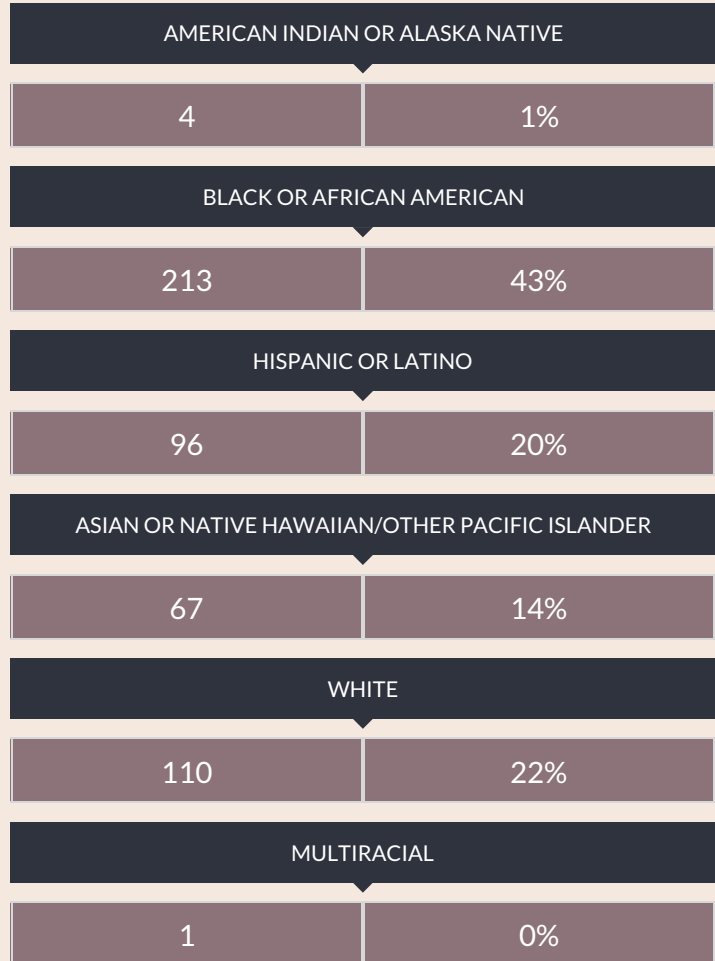
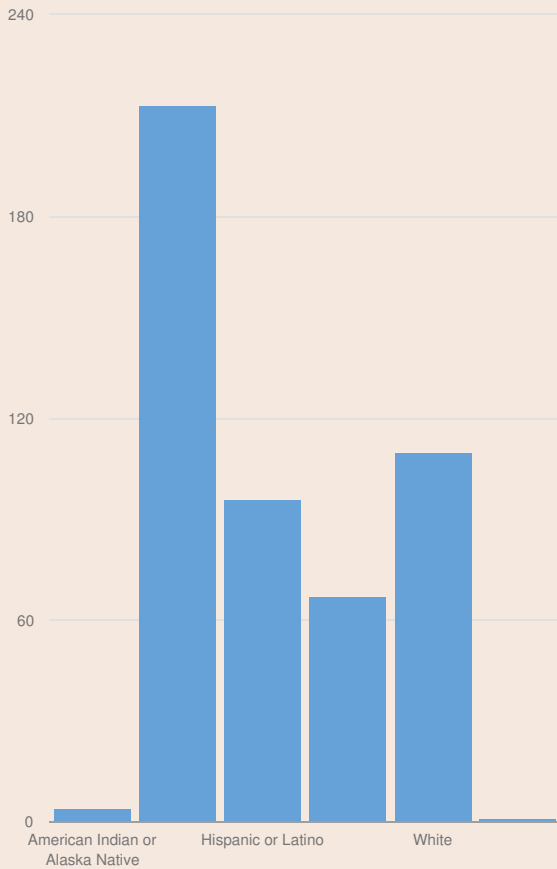
PS 721 BROOKLYN OCCUP TRNING CTR ENROLLMENT (2012 - 13)

K-12 Enrollment: 491

ENROLLMENT BY GENDER



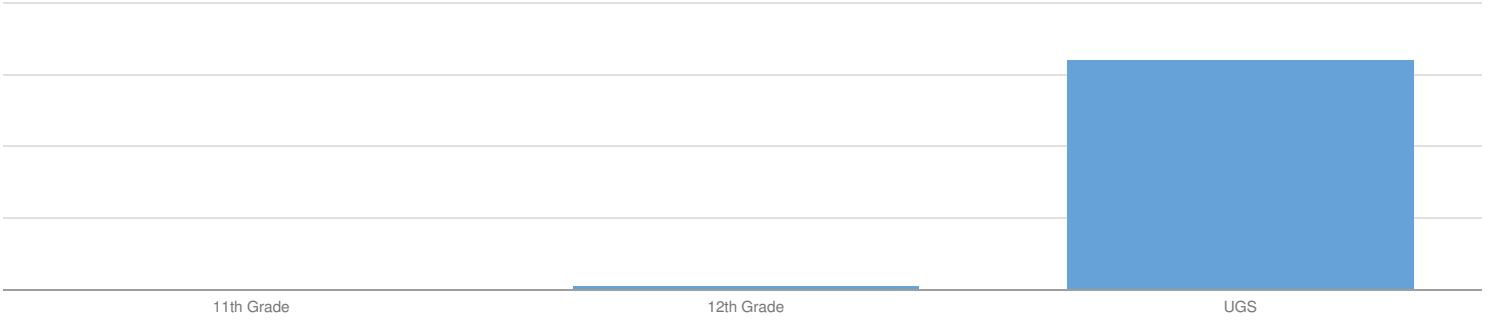
ENROLLMENT BY ETHNICITY



OTHER GROUPS

| ENGLISH LANGUAGE LEARNERS | | STUDENTS WITH DISABILITIES | | ECONOMICALLY DISADVANTAGED | |
|---------------------------|-----|----------------------------|-----|----------------------------|---|
| 155 | 32% | 477 | 97% | — | — |

ENROLLMENT BY GRADE



| 11TH GRADE | | 12TH GRADE | | UNGRADED SECONDARY | |
|------------|----|------------|----|--------------------|-----|
| 2 | 0% | 7 | 1% | 482 | 98% |

© COPYRIGHT NEW YORK STATE EDUCATION DEPARTMENT, ALL RIGHTS RESERVED.

THIS DOCUMENT WAS CREATED ON: JULY 22, 2019, 2:08 AM EST